

ALASKA ECONOMIC

TRENDS

AUGUST
2001

THE TRENDS 100



**Alaska's
largest
private
sector
employers
in 2000**

Alaska Department of Labor
and Workforce Development

Tony Knowles
Governor of Alaska

ALASKA ECONOMIC TRENDS

<http://www.labor.state.ak.us/research/research.htm>

**August 2001
Volume 21
Number 8**

ISSN 0160-3345

Alaska Economic Trends is a monthly publication dealing with a variety of economic-related issues in the state.

Alaska Economic Trends is funded by the Employment Security Division and published by the Department of Labor and Workforce Development, P.O. Box 21149, Juneau, Alaska 99802-1149.

Printed and distributed by Assets, Inc., a vocational training and employment program, at a cost of \$.67 per copy.

To contact us for more information, to subscribe, or for mailing list changes or back copies, email trends@labor.state.ak.us

Material in this publication is public information and, with appropriate credit, may be reproduced without permission.

Trends is available on the Internet. See URL above.

Tony Knowles, Governor of Alaska
Ed Flanagan, Commissioner of Labor
and Workforce Development

Joanne Erskine, Editor

Email *Trends* authors at:

trends@labor.state.ak.us

August *Trends* authors are Labor Economists with the Research and Analysis Section, Administrative Services Division, Department of Labor and Workforce Development in Anchorage.

Cover design by Chris Snyder

Subscriptions:
trends@labor.state.ak.us
(907) 465-4500

REMINDER!

If you have not already completed and returned the card to maintain or change your mail subscription to *Alaska Economic Trends*, please do so now. The card is in your July issue of *Trends*.

Contents:

<i>The Trends</i> 100	3
Alaska's largest private sector employers in 2000	
<i>Employment Scene</i>	11
Monthly Figures Signal Strong Start for Summer Jobless rate improved over last year despite fisheries weakness	

Alaska's largest private sector employers in 2000

Safeway's acquisition of Carr's in 1999 made it the largest private sector employer in the state. At that time, it was believed that years would pass before anyone caught up to Safeway. (See Exhibit 1.) However, in the interim, Safeway shed a number of stores that either closed or became Alaska Market Place stores. As a result, Safeway's employment dropped 650 from its 1999 level, putting its workforce close to the size of Providence Alaska Medical Center's. Given the dynamics of the health care industry and Providence's recent record (a near doubling of its workforce over the past decade), it would not be surprising if it were to grab the top spot in the not so distant future.

Ten new players—the biggest new group since 1993

A large group of new players made the list in 2000, (see Exhibit 3), reflecting either the general strength of last year's economy or just greater than usual turnover. Three of the new players are from the oil industry. Phillips 66's presence is the simple result of the buyout of the old *Trends* 100 stalwart—ARCO. In addition to Phillips, Nabors Alaska Drilling Company and Udelhoven Oilfield System made the cut in 2000. Nabors bought out Pool Arctic. The big rebound in the oil patch in 2000 is another reason for these new players.

Alaska Native Tribal Health Consortium and CIRI Alaska Tourism Corporation, two Alaska Native entities, also appear on the newcomers' list. The Native Tribal Health Consortium came into existence in 1997 with the onset of the privatization of the Alaska Native Hospital in

Anchorage. This process of privatization will continue for a number of years, which means this organization will move up the list of the state's largest employers. Most of the other newcomers simply grew enough to make the list. Probably the most short-lived *Trends* 100 employer was Alaska Market Place, now out of business.

The 1,000-plus club got a bit bigger

The rarefied list of employers with at least 1,000 employees grew by two in 2000. NANA Marriott Joint Venture (JV) grew again this year. Hotel expansions, new catering contracts, and a strong oil industry pushed their numbers above the 1,000 mark. For the first time in many years, BP Exploration returned to this group, as a result of acquiring some of ARCO's assets and by hiring more workers. All others in this group were also there in 1999.

Nine improved their position by 10 or more rankings

At least four of the employers that climbed the ladder were helped by the recovery in the oil industry. (See Exhibit 4.) They include VECO, NANA/Marriott JV, Doyon/Universal, and Houston/NANA. Alaska Communication Systems (ACS) made the biggest move, 46 positions. ACS has aggressively acquired communications companies across the state and offered new services. The Alaska Club's story is similar. Growth in international cargo has pushed Northwest Airlines employment numbers higher. The privatization of the Alaska Native Hospital and the expansion in services explain Southcentral Foundation's 22-place ranking gain in 2000.

(continued on page 6)

1 Alaska's 100 Largest Private Employers 2000

Rank	Firm Name	Employment	Business Activity	Headquarters or Largest Work Site	Web Site Address
1	Safeway Stores/Carrs	3,270	Grocery	Anchorage*	www.safeway.com
2	Providence Alaska Medical Center	3,098	Hospital/Medical Center	Anchorage*	www.providence.org/alaska
3	Fred Meyer	2,146	Grocery/General Merchandise	Anchorage*	www.fredmeyerstores.com
4	Wal-Mart/Sam's Club	1,911	General Merchandise/Grocery	Anchorage*	www.walmartstores.com
5	Alaska Airlines	1,694	Air Carrier	Anchorage*	jobs.alaskaair.com
6	VECO Operations	1,392	Oil & Gas Production	Anchorage*	www.veco.com
7	Alaska Petroleum Contractors	1,314	Oil Field Services	Anchorage*	www.natchiq.com/apc
8	Banner Health System	1,138	Hospital/Medical Center	Fairbanks*	www.bannerhealth.com
9	National Bank of Alaska/Wells Fargo	1,118	Banking	Anchorage*	www.nationalbankofalaska.com
10	Federal Express	1,113	Airfreight/Courier Service	Anchorage*	www.fedex.com/us/careers
11	NANA Marriott, Joint Venture	1,093	Catering/Hotels	Anchorage*	www.nana.com
12	BP Exploration	1,018	Oil & Gas Production	Anchorage*	www.bpamocojobs.com
13	Alyeska Pipeline Service Company	898	Pipeline Transportation	Fairbanks*	www.alyeska-pipe.com
14	Alaska Communications Systems (ACS)	821	Communications	Anchorage*	www.acsalaska.com
15	Alaska Regional Hospital	814	Hospital/Medical Center	Anchorage*	www.alaskaregional.com
16	Phillips 66	805	Oil & Gas Production	Anchorage*	www.phillips66.com
17	Alaska USA Federal Credit Union	800	Credit Union	Anchorage*	www.alaskausa.com
18	GCI Communications	771	Communications	Anchorage*	www.gci.com
19	Laidlaw Transit	745	School/Charter Bus Company	Anchorage*	www.laidlawtransitservices.com
20	First National Bank of Anchorage	745	Banking	Anchorage*	under construction
21	Kmart	730	General Merchandise	Anchorage*	www.kmart.com/corp
22	Sears Roebuck	712	General Merchandise	Anchorage*	www.sears.com
23	UniSea	687	Seafood Processing	Dutch Harbor	www.unisea.com
24	Peak Oilfield Service Company	681	Oilfield Services	Anchorage*	www.ciri.com/jobs/jobs.htm
25	Southcentral Foundation	675	Social Services/Health Care	Anchorage*	www.ak-scf.org
26	Alaska Commercial Company	663	Grocery/General Merchandise	Anchorage*	www.alaskacommercial.com
27	ERA Aviation	658	Air Carrier	Anchorage*	www.era-aviation.com
28	Spenard Builders Supply	658	Building Products	Anchorage*	www.sbsalaska.com
29	Icicle Seafoods	631	Seafood Processing	Petersburg*	www.icicleseafoods.com
30	Costco	612	General Merchandise/Grocery	Anchorage*	www.costco.com
31	Tanana Chiefs Conference	594	Social Services/Health Care	Fairbanks*	www.tananachiefs.com
32	Yukon-Kuskokwim Health Corp.	593	Health Care	Bethel*	www.ykhc.org
33	North Pacific Processors	582	Seafood Processing	Kodiak*	www.ppsf.com
34	Southeast Alaska Regional Health Corp.	578	Health Care	Juneau*	www.searhc.org
35	Peter Pan Seafoods	566	Seafood Processing	King Cove*	www.ppsf.com
36	Anchorage Daily News	520	Newspaper	Anchorage*	www.adn.com
37	Aramark Leisure Services	520	Catering/Concessionaire	Denali Park*	www.aramark.com
38	Doyon/Universal Ogden, Joint Venture	519	Catering/Security	Anchorage*	www.doyon.com
39	Nabors Alaska Drilling Company	514	Oilfield Services	Anchorage*	www.nabors.com
40	Williams Express	507	Retail/Gas Stations	Anchorage*	www.williams.com
41	Westmark Hotels	506	Hotel	Anchorage*	www.coolworks.com/westmarkhotels
42	Alyeska Resort	481	Hotel/Resort	Girdwood*	www.alyeskaresort.com
43	Valley Hospital	481	Hospital/Medical Center	Palmer*	www.valley-hosp.com
44	Union Oil of California (Unocal)**	477	Oil Production/Petrol. Products	Anchorage*	www.unocal.com
45	Houston/NANA, Joint Venture	468	Oilfield Services	Anchorage*	www.nana.com
46	Pizza Hut	467	Eating Establishment	Anchorage*	www.pizzahut.com
47	Burger King	465	Eating Establishment	Anchorage*	www.burgerking.com
48	Norquest Seafoods	464	Seafood Processing	Ketchikan*	www.norquestseafood.com
49	Cominco Alaska	459	Mining	Red Dog Mine*	www.cominco.com
50	Hope Community Services	448	Social Services	Anchorage*	www.hopealaska.org

*Have work locations in multiple communities.

**Unocal sold its urea plant to Agrium in 2000.

Source: Alaska Department of Labor and Workforce Development,
Research and Analysis Section

Alaska's 100 Largest Private Employers 1

2000 — (continued)

Rank	Firm Name	Employment	Business Activity	Headquarters or Largest Work Site	Web Site Address
51	Maniilaq Association	446	Social Services/Health Care	Kotzebue*	www.manillaq.org
52	AT&T/Alascom Inc	426	Communications	Anchorage*	www.att.com/hr/employment
53	Norton Sound Health Corporation	412	Health Care	Nome*	www.nshcorp.org
54	United Parcel Service (UPS)	398	Airfreight/Courier Service	Anchorage*	www.ups.com
55	Alaska Hotel Properties (Princess Hotels)	398	Hotel	Denali Park*	www.princessalaskalodges.com
56	Wards Cove Packing Company	389	Seafood Processing	Naknek*	under construction
57	PenAir	387	Air Carrier	Anchorage*	www.penair.com
58	The Alaska Club	386	Health Club	Anchorage*	www.thealaskaclub.com
59	Northwest Airlines	382	Air Carrier	Anchorage*	www.nwa.com/corpinfo
60	Alaska Native Tribal Health Consortium	381	Hospital/Medical Center	Anchorage*	www.anthc.org
61	Denali Foods (Taco Bell)	381	Eating Establishment	Anchorage*	www.tacobell.com
62	Chugach Electric Association	379	Utility Company	Anchorage*	www.chugachelectric.com
63	Cook Inlet Processing	378	Seafood Processing	Nikiski*	www.polarnet.com/~cipkod
64	Alaska Market Place (now closed)	376	Grocery	Anchorage*	out of business
65	Facility Management Of Alaska	374	Public facility management	Anchorage*	www.sullivanarena.com
66	Salvation Army-Alaska	371	Social Services	Anchorage*	www.salvationarmy.org
67	Tesoro Northstore Company	367	Retail/Gas Stations	Anchorage*	www.tesoropetroleum.com
68	Hilton Anchorage	360	Hotel	Anchorage	www.hilton.com/corporate/employment
69	Chugach North Technical Services	354	Personnel Services	Anchorage*	www.cnts.net
70	Ketchikan General Hospital	348	Hospital/Medical Center	Ketchikan	www.peacehealth.org
71	Westward Seafood	348	Seafood Processing	Unalaska*	www.westwardseafoods.com
72	Hotel Captain Cook	342	Hotel	Anchorage*	www.captaincook.com
73	Assets, Inc.	341	Social Services	Anchorage	www.assetsinc.org
74	Ocean Beauty Seafoods	338	Seafood Processing	Kodiak*	www.oceanbeauty.com
75	Bristol Bay Area Health Corp	335	Health Care	Dillingham*	www.ihs.gov
76	Royal Highway Tours	327	Tour Buses	Anchorage*	www.coolworks.com/princess_tours
77	Sea-Land Freight Service	314	Shipping and Warehouse	Anchorage*	www.csxlines.com/wwwsite
78	J C Penny Company	313	Apparel	Anchorage*	www.jcpenneyinc.com/company/career
79	Silver Bay Logging	311	Logging	Juneau*	www.sblog.com
80	Anchorage Cold Storage	305	Wholesale/Grocery	Anchorage*	www.odomcorp.com
81	Rural Alaska Community Action Program	299	Social Services	Anchorage*	www.ruralcap.com
82	Reeve Aleutian Airways (ceased operation)	298	Air Carrier	Anchorage*	www.reeveair.com (inactive)
83	Matanuska Telephone Association	296	Telephone Communications	Palmer*	www.mta-telco.com/jobs.htm
84	Fairbanks Gold Mining Company (Ft. Knox)	291	Mining	Fairbanks*	www.kinross.com
85	Schlumberger Technologies	289	Oil Field Services	Anchorage*	www.slb.com
86	Carlile Enterprises	285	Trucking/Warehousing	Anchorage*	www.carlilekw.com
87	Alaska Pacific University	281	Education	Anchorage*	www.alaskapacific.edu
88	Dynair Services	279	Airport Services	Anchorage*	www.dynair.com
89	Sky Chefs	277	Catering	Anchorage*	www.lsg-skychefs.com
90	Fairbanks Native Association	273	Social Services	Fairbanks*	www.fairbanksnative.org
91	ARC of Anchorage	272	Social Services	Anchorage	www.arc-anchorage.org
92	ABM Company of the West	272	Facilities Management	Anchorage*	www.abm.com
93	Northern Air Cargo	267	Air Transportation	Anchorage*	www.northernaircargo.com
94	Greens Creek Mining Company	264	Mining	Juneau*	www.kennecottminerals.com
95	Halliburton Energy Services	263	Oil Field Services	Anchorage*	www.halliburton.com
96	McDonalds Restaurants of Alaska	258	Eating Establishment	Anchorage*	www.mcdonalds.com/careers
97	Nordstrom	256	Department Store	Anchorage*	www.nordstrom.com
98	CIRI Alaska Tourism Corporation	255	Tour Operations	Anchorage*	www.ciri.com/jobs/jobs.htm
99	United Airlines	251	Air Transportation	Anchorage*	www.unitedairlines.com
100	Udelhoven Oilfield System	250	Oil Field Services	Anchorage*	www.udelhoven.com

Source: Alaska Department of Labor and Workforce Development, Research and Analysis Section

2 Trends 100 by Industry 2000 employment

(continued from page 3)

	Employment
MINING	
Hard Rock Mining	
Cominco Alaska	459
Fairbanks Gold Mining Company (Ft. Knox)	291
Greens Creek Mining Company	264
Oil & Gas	
VECO Operations	1,392
Alaska Petroleum Contractors	1,314
BP Exploration	1,018
Phillips 66	805
Peak Oilfield Service Company	681
Nabors Alaska Drilling	514
Union Oil of California (Unocal)	477
Houston/NANA, Joint Venture	468
Schlumberger Technologies	289
Halliburton Energy Services	263
Udelhoven Oilfield System	250
MANUFACTURING	
Seafood Processing	
UniSea	687
Icicle Seafoods	631
North Pacific Processors	582
Peter Pan Seafoods	566
Norquest Seafood Company	464
Wards Cove Packing Company	389
Cook Inlet Processing	378
Westward Seafood	348
Ocean Beauty Seafoods	338
Wood Products	
Silver Bay Logging	311
Other Manufacturing	
Anchorage Daily News	520
TRANSPORTATION, COMMUNICATIONS, UTILITIES	
Air Transportation	
Alaska Airlines	1,694
Federal Express	1,113
ERA Aviation	658
United Parcel Service (UPS)	398
PenAir	387
Northwest Airlines	382
Reeve Aleutian Airways (ceased operation)	298
Dynair Services	279
Northern Air Cargo	267
United Airlines	251
Communications & Utilities	
Alaska Communications Systems	821
GCI Communications	771
AT&T/Alascom	426
Chugach Electric Association	379
Matanuska Telephone Association	296
Other Transportation	
Alyeska Pipeline Service Company	898
Laidlaw Transit	745
Sea-Land Freight Service	314
Royal Highway Tours	327
Carlile Enterprises	285
CIRI Alaska Tourism Corporation	255
TRADE	
Eating & Drinking	
NANA/Marriott, Joint Venture	1,093

The 100 employ 29% of the workforce

Alaska's largest employers employ more than 60,000 workers, or 29 percent of all private sector wage and salary employees. In 2000, employment figures for the state's largest employers grew by 3.6 percent, versus 2.2 percent for overall employment. The reason for this difference is not altogether clear. Possible explanations may be the strong recovery that took place in the oil patch in 2000 and the fact that this industry is disproportionately represented among the state's largest employers.

Like the labor force in general, the wages paid by these employers are all over the map. To illustrate, there are *Trends* 100 employers on the bottom half of the list with payroll larger than some employers among the top 10. The average wage of the largest employers tends to be higher than that of the overall workforce. This again can be partially explained by the strong presence of the oil industry, where wages are significantly higher than in any other industry.

Native organizations are well represented

The number of Native corporations or organizations grew to 16 in 2000. (See Exhibit 5.) A mixture of nonprofit and for profit companies makes up this list. Two new players made the list this year, CIRI Alaska Tourism Corporation and the Alaska Native Health Consortium. The former operates in hotels, tour boats, and other visitor-related facilities. In recent years, many of the state's Native corporations have made large investments in the visitor industry. Because the list of the state's largest employers includes only individual firms regardless of ownership, the prominence of the Native corporations is somewhat masked. If all joint ventures and subsidiaries of the regional corporations were combined, most of the regional corporations would show up on the *Trends* 100 list. But the list of these sixteen entities is still impressive. Just 10 years ago, only 10 made the list. Many of the employers such as Tanana Chiefs Conference are health and social service providers. The

Source: Alaska Department of Labor and Workforce Development, Research and Analysis Section

Trends 100 by Industry 2

2000 employment (continued)

largest player is Alaska Petroleum Contractors (APC), which is a subsidiary of Natchiq Inc, that is in turn a subsidiary of Arctic Slope Regional Corporation. The rest of the for-profit companies include oil field service companies, contractors, visitor operations, caterers, and personnel services.

Nonprofits are big

Nonprofits are an often forgotten sector in the economy even though they represent 21 percent of the *Trends* 100 workforce. (See Exhibit 6.) In 2000, the ARC of Anchorage, Alaska Pacific University, and Alaska Native Health Consortium were added to the list. Most of these nonprofit organizations provide health care, social or educational services, or some combination of the three. The privatization of many of these services has led to the dramatic growth in this sector.

Health care is most prominent among the nonprofits. In fact, only one of the twelve health care providers on the *Trends* 100 list is for profit (Alaska Regional Hospital). Providence leads the list and is the second largest private sector employer in the state. In many cases these health care providers are the largest or second largest employers in their communities. Providence is Anchorage's largest private sector employer, but other examples include the Norton Sound Health Corporation (Nome), Banner Health Systems (Fairbanks), Bristol Bay Health Corporation (Dillingham), Valley Hospital (Palmer), and the Yukon Kuskokwim Health Corporation (Bethel). That these health care providers play such important roles is not surprising, given the around-the-clock and labor intensive nature of their business.

Trends 100 represent every corner of the state

Although over three-quarters of the *Trends* 100 have their headquarters or largest work site in Anchorage, only a handful operate there exclusively. (See Exhibit 1.) One employer on this list has more than 30 different locations around the state.

Aramark Leisure Services	520
Doyon/Universal Ogden, Joint Venture	519
Pizza Hut	467
Burger King	465
Denali Foods/Taco Bell	381
Skychefs	277
McDonalds	258
Other Retail	
Safeway Stores	3,270
Fred Meyer	2,146
Wal-Mart/Sam's Club	1,911
Kmart	730
Sears Roebuck	712
Alaska Commercial Company	663
Spenard Builders Supply	658
Costco	612
Williams Express	507
Alaska Market Place (now closed)	376
Tesoro Northstore Company	367
J C Penney Company	313
Nordstrom	256
Wholesale	
Anchorage Cold Storage Company	305
FINANCE, INSURANCE & REAL ESTATE	
National Bank of Alaska/Wells Fargo	1,118
Alaska USA Federal Credit Union	800
First National Bank of Anchorage	745
SERVICES	
Hotels	
Westmark Hotels	506
Alyeska Resort	481
Alaska Hotel Properties (Princess Hotels)	398
Hilton Anchorage	360
Hotel Captain Cook	342
Personnel Services	
Chugach North Technical Services	354
Health Care	
Providence Alaska Medical Center	3,098
Banner Health System (was Lutheran Health Systems)	1,138
Alaska Regional Hospital	814
Southcentral Foundation	675
Yukon Kuskokwim Health Corporation	593
Southeast Alaska Regional Health Consortium	578
Valley Hospital	481
Maniilaq Association	446
Norton Sound Health Corporation	412
Alaska Native Tribal Health Consortium	381
Ketchikan General Hospital	348
Bristol Bay Area Health Corporation	335
Other Services	
Tanana Chiefs Conference	594
Hope Community Services	448
The Alaska Club	386
Facility Management of Alaska	374
Salvation Army - Alaska	371
Assets	341
Rural Alaska Community Action Program	299
Alaska Pacific University	281
Fairbanks Native Association	273
ARC of Anchorage	272
ABM Company of the West	272

Source: Department of Labor and Workforce Development, Research and Analysis Section

3 Newcomers to *Trends 100*

Phillips 66
Nabors Alaska Drilling Company
Alaska Native Tribal Health Consortium
Alaska Market Place (now closed)
Alaska Pacific University
ARC of Anchorage
ABM Company of the West
Northern Air Cargo
CIRI Alaska Tourism Corporation
Udelhoven Oilfield System

Source: Department of Labor and Workforce Development, Research and Analysis Section

More than half of the top 10 were not listed a decade ago

Over the past decade the lineup of the top 10 employers has changed considerably. (See Exhibit 7.) Six of the top 10 in 2000 were not listed 10 years ago. In most cases, these relatively new players have grown big enough over time to secure their position among the top 10. But there are exceptions. Wal-Mart/Sam's Club did not exist in Alaska in 1990 and it is now the fourth largest employer in the state. Federal Express rose dramatically, climbing from fortieth to tenth place in a decade. The old standbys include Safeway, Providence Health Systems, National Bank of Alaska, and VECO.

Nation's Fortune 500 well represented

National names like AT&T, McDonalds, United Airlines, and Kmart are also big players in Alaska's economy. (See Exhibit 8.) More than a quarter of Alaska's *Trends 100* employers also appear on the nation's annual Fortune 500 lineup. Phillips 66 was the only new firm to join their group, following its acquisition of ARCO.

Top 10 list changes when public employers are included

When the public sector is included among the state's largest employers, it quickly dominates the lineup. (See Exhibit 9.) Only three private sector employers remain on this top 10 list. To even a casual economic observer, this probably comes as little surprise, given the prominence of the public sector in Alaska and the fact that public sector organizations tend to be large. Although public sector employment has grown considerably slower than the private sector (in the case of the military and federal government it has actually declined in real terms), a long time will pass before the public sector loses its dominance.

4 *Trends 100 Movers* Firms moving up 10 or more ranks from 1999

VECO Operations
NANA/Marriott, Joint Venture
Alaska Communications Systems
Southcentral Foundation
Doyon/Universal Ogden, Joint Venture
Houston/NANA, Joint Venture
The Alaska Club
Northwest Airlines
Royal Highway Tours

Source: Department of Labor and Workforce Development, Research and Analysis Section

Alaska Native Corporations/Organizations **5**

Fully or partly own and/or operate 16 of the *Trends* 100 firms

Oil is big, retailers and services are many, and manufacturing loses ground

The *Trends* 100 represent only a modest share of total industry employment in most cases. The exception to this generality is the oil industry. (See Exhibit 2.) More than three-quarters of all oil industry employees work for one of the state's largest private sector employers. The capital-intensive nature of the industry appears to favor larger service and producer companies.

Although the *Trends* 100 retailers employ a third of the state's entire retail workforce and held 21 places on this list, Alaska has thousands of other retailers. This sector is in constant flux. For example, the only new *Trends* 100 retail player in 2000 was Alaska Market Place, and by the end of the year it had already closed its doors. Some of the past *Trends* 100 retailers that are no longer in business in Alaska are Carrs, Lamonts, Pay 'N Save, Montgomery Ward, and Duty Free Shoppers.

Thirty-one of the state's largest employers are service industries. The services sector is the state's largest private employer, its most eclectic, and probably the most dynamic. Half of the 10 newcomers in 2000 came from the services industry. This representation is likely to increase in future years.

While manufacturing represents one of the state's smallest industries and only five percent of all wage and salary employment, it employs nine percent of the *Trends* 100 workforce. Its role both among the largest employers and the rest of the economy has diminished over the years. Just three years ago, manufacturing represented 15 percent of *Trends* 100 employment. With the demise of the pulp mills and the decline in logging, manufacturing has lost ground. More than three-quarters of the manufacturing players were fish processors, a fact that reflects Alaska's national leadership in seafood production.

Alaska Petroleum Contractors	1,314
NANA/Marriott, Joint Venture	1,093
Peak Oilfield Service Company	681
Southcentral Foundation	675
Tanana Chiefs Conference	594
Yukon-Kuskokwim Health Corporation	593
Southeast Alaska Regional Health Consortium	578
Doyon/ Universal Ogden, Joint Venture	519
Houston/NANA, Joint Venture	468
Maniilaq Association	446
Norton Sound Health Corporation	412
Alaska Native Tribal Health Consortium	381
Chugach North Technical Services	354
Bristol Bay Area Health Corporation	335
Fairbanks Native Association	273
CIRI Alaska Tourism Corporation	255

Source: Alaska Department of Labor and Workforce Development, Research and Analysis Section

Nonprofit Organizations **6**

Employ more than 21% of the *Trends* 100 workforce

Providence Alaska Medical Center	3,098
Banner Health System (formerly Lutheran Health Systems)	1,138
Alaska USA Credit Union	800
Southcentral Foundation	675
Tanana Chiefs Conference	594
Yukon Kuskokwim Health Corporation	593
Southeast Alaska Regional Health Corp.	578
Valley Hospital	481
Hope Community Service	448
Maniilaq Association	446
Norton Sound Health Corporation	412
Alaska Native Tribal Health Consortium	381
Chugach Electric Association	379
Salvation Army - Alaska	371
Ketchikan General Hospital	348
Assets	341
Bristol Bay Area Health Corporation	335
Rural Alaska Community Action Program	299
Matanuska Telephone Association	296
Alaska Pacific University	281
Fairbanks Native Association	273
ARC of Anchorage	272

Source: Alaska Department of Labor and Workforce Development, Research and Analysis Section

7 The Top 10 in 2000

And a decade ago

2000

Rank	Top 10 Employers	Employment
1	Safeway Stores/Carrs	3,270
2	Providence Alaska Medical Center	3,098
3	Fred Meyer	2,146
4	Wal-Mart/Sam's Club	1,911
5	Alaska Airlines	1,694
6	VECO Operations	1,392
7	Alaska Petroleum Contractors (Natchiq, Inc.)	1,314
8	Banner Health System (was Lutheran Health Systems)	1,138
9	National Bank of Alaska/Wells Fargo	1,118
10	Federal Express	1,113

1990

1	ARCO Alaska	2,909
2	Carr Gottstein Foods	2,813
3	Providence Hospital	1,760
4	VECO	1,671
5	BP Exploration	1,477
6	National Bank of Alaska	1154
7	Alyeska Pipeline Service Company	1054
8	Trident Seafoods	1020
9	Safeway Stores	936
10	Ketchikan Pulp Company	924

Source: Alaska Department of Labor and Workforce Development, Research and Analysis Section

The Fortune 500

More than a quarter of Trends 100

firms are on this list

AT&T/Alascom
Hilton Anchorage Hotel
Aramark Leisure Services
Alaska Regional Health Corp.
Burger King
Costco
Federal Express
Fred Meyer
Halliburton Energy Services
J C Penney
Kmart
Williams Express
McDonalds
NANA/Marriott, Joint Venture
Nordstrom
Northwest Airlines
Phillips 66
Pizza Hut
Safeway Stores
Sea-Land Freight Service
Sears Roebuck
Taco Bell (Denali Foods)
Tesoro Northstore Company
United Airlines
Union Oil of California (Unocal)
United Parcel Service (UPS)
Wal-Mart/Sam's Club

Source: Fortune Magazine

9 With Public Sector Included

The top ten in 2000

Rank	Name of Organization	2000 Employment	Headquarters or Largest Work Site
1	Uniformed Military	17,614	Anchorage
2	Federal government	17,139	Anchorage
3	State of Alaska	16,066	Juneau
4	University of Alaska	6,112	Fairbanks
5	Anchorage School District	5,945	Anchorage
6	Safeway Stores/Carrs	3,270	Anchorage
7	Providence Alaska Medical Center	3,098	Anchorage
8	Municipality of Anchorage	2,868	Anchorage
9	Fred Meyer	2,146	Anchorage
10	Fairbanks North Star Borough School Dist.	1,918	Fairbanks

Source: Alaska Department of Labor and Workforce Development, Research and Analysis Section

Monthly Figures Signal Strong Start for Summer

Alaska Employment Scene

by
Brigitta Windisch-Cole
Labor Economist

Jobless rate improved over last year despite fisheries weakness

The April-to-May employment trend signaled a strong start for Alaska's summer season. The state's workforce grew by a hefty 11,300 jobs during the period. Only once in the past ten years (12,500 jobs last May) was May's job growth greater. The visitor and construction industries claimed much of the credit for the growth as they entered their busiest season. Construction added 2,100 jobs in May.

Tourism could experience a mixed season

As is typical for May, the biggest impetus to employment came in tourism related industries such as services, transportation and retail trade. Together, these industries contributed over 75 percent of the month's job growth. Although this monthly workforce movement showed evidence of strength, several visitor industry observers have expressed concern about this year's season. Some hospitality establishments, for example, reported weakness in pre-bookings.

Road travel, some experts have predicted, could be down this season because of high gasoline prices and strong competition from other visitor destinations. Moreover, U.S. travelers could be attracted to vacation spots overseas because of the strength of the U.S. dollar compared to most foreign currencies. The strong dollar could also inhibit foreign travel to Alaska.

Despite lower expectations for this season, hotel employment was up 2.6% from May 2000, perhaps because the number of visitor accommodations has grown. Expanded visitor infrastructure has heated up competition among local industry players. It appears that, in the long run, industry remains confident. Ground was broken for one more hotel in Anchorage and rumors are circulating that still more will be built in the near future.

Fishing industry sails troubled waters

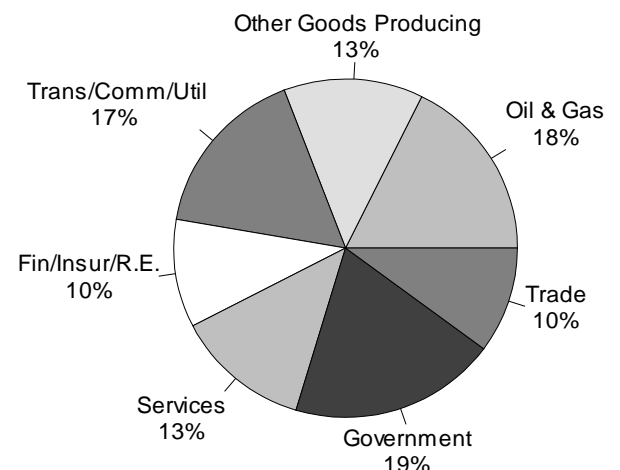
May is usually a down month for the industry because the winter

fisheries have ended and the salmon season has not kicked into full gear. But this year the salmon fishing industry will face challenging conditions throughout the season. Harvesters are plagued by low product prices, while seafood processing companies suffer from lackluster markets. In Japan, Alaska's chief export market, consumer demand has weakened. Three big processors have announced that they will not buy salmon in Bristol Bay this year. Another blow to the Bristol Bay fishery was the fire that swept through Peter Pan's boat storage facility, destroying several buildings and 35 fishing vessels.

Harvest prices have deteriorated because of soft markets. The famed Copper River red salmon fetched only \$1.00 per pound in early June.

(continued on page 15)

Gross State Product **\$26.4 billion in 1999**



Other Good producing: Construction, Manufacturing, & Agriculture, Forestry & Fishing

Source: U.S. Bureau of Economic Analysis

2 Nonagricultural Wage and Salary Employment

By place of work

Alaska	preliminary	revised	Changes from:		
	5/01	4/01	5/00	4/01	5/00
Total Nonag. Wage & Salary	292,100	280,800	288,500	11,300	3,600
Goods-producing	38,400	36,400	37,300	2,000	1,100
Service-producing	253,700	244,400	251,200	9,300	2,500
Mining	11,300	11,100	9,800	200	1,500
Oil & Gas Extraction	9,800	9,700	8,200	100	1,600
Construction	15,000	12,900	14,300	2,100	700
Manufacturing	12,100	12,400	13,200	-300	-1,100
Durable Goods	2,400	2,400	3,100	0	-700
Lumber & Wood Products	1,100	1,200	1,700	-100	-600
Nondurable Goods	9,700	10,000	10,100	-300	-400
Seafood Processing	7,000	7,300	7,400	-300	-400
Transportation/Comm/Utilities	28,100	26,000	28,200	2,100	-100
Trucking & Warehousing	3,000	2,900	2,900	100	100
Water Transportation	2,200	1,700	2,200	500	0
Air Transportation	9,400	9,100	9,700	300	-300
Communications	5,400	5,400	5,500	0	-100
Electric, Gas & Sanitary Svcs.	2,800	2,600	2,800	200	0
Trade	58,900	56,100	58,500	2,800	400
Wholesale Trade	8,700	8,500	8,800	200	-100
Retail Trade	50,200	47,600	49,700	2,600	500
Gen. Merchandise & Apparel	9,600	9,400	9,400	200	200
Food Stores	6,500	6,400	6,800	100	-300
Eating & Drinking Places	18,000	16,800	17,400	1,200	600
Finance/Insurance/Real Estate	12,700	12,500	12,700	200	0
Services & Misc.	76,600	72,900	74,200	3,700	2,400
Hotels & Lodging Places	7,800	6,100	7,600	1,700	200
Business Services	9,700	9,300	9,500	400	200
Health Services	17,900	17,700	16,900	200	1,000
Legal Services	1,600	1,600	1,600	0	0
Social Services	8,500	8,500	8,200	0	300
Engineering & Mgmt. Svcs.	7,300	7,200	7,300	100	0
Government	77,400	76,900	77,600	500	-200
Federal	16,700	16,400	18,100	300	-1,400
State	23,300	23,300	22,700	0	600
Local	37,400	37,200	36,800	200	600

Municipality of Anchorage	preliminary	revised	Changes from:		
	5/01	4/01	5/00	4/01	5/00
Total Nonag. Wage & Salary	137,800	134,600	135,600	3,200	2,200
Goods-producing	12,800	11,700	11,900	1,100	900
Service-producing	125,000	122,900	123,700	2,100	1,300
Mining	3,000	2,900	2,400	100	600
Oil & Gas Extraction	2,800	2,800	2,300	0	500
Construction	7,600	6,600	7,200	1,000	400
Manufacturing	2,200	2,200	2,300	0	-100
Transportation/Comm/Utilities	14,700	14,200	14,900	500	-200
Air Transportation	5,800	5,800	6,100	0	-300
Communications	3,700	3,600	3,600	100	100
Trade	32,200	31,500	32,100	700	100
Wholesale Trade	6,400	6,300	6,400	100	0
Retail Trade	25,800	25,200	25,700	600	100
Gen. Merchandise & Apparel	4,900	4,900	4,900	0	0
Food Stores	2,500	2,500	2,700	0	-200
Eating & Drinking Places	9,700	9,400	9,500	300	200
Finance/Insurance/Real Estate	7,600	7,600	7,600	0	0
Services & Misc.	40,800	39,900	39,300	900	1,500
Hotels & Lodging Places	3,100	3,000	3,000	100	100
Business Services	7,200	6,900	7,000	300	200
Health Services	9,800	9,700	9,000	100	800
Legal Services	1,200	1,200	1,200	0	0
Social Services	4,100	4,100	4,000	0	100
Engineering & Mgmt. Svcs.	5,400	5,400	5,300	0	100
Government	29,700	29,700	29,800	0	-100
Federal	9,700	9,700	10,100	0	-400
State	9,200	9,200	9,000	0	200
Local	10,800	10,800	10,700	0	100

Notes to Exhibits 2, 3, & 4—Nonagricultural excludes self-employed workers, fishers, domestics, and unpaid family workers as well as agricultural workers. Government category includes employees of public school systems and the University of Alaska.

Exhibits 2 & 3—Prepared in cooperation with the U.S. Department of Labor, Bureau of Labor Statistics.

Exhibit 4—Prepared in part with funding from the Employment Security Division.

Source: Alaska Department of Labor and Workforce Development, Research and Analysis Section

3 Hours and Earnings

For selected industries

	Average Weekly Earnings			Average Weekly Hours			Average Hourly Earnings		
	preliminary 5/01	revised 4/01	revised 5/00	preliminary 5/01	revised 4/01	revised 5/00	preliminary 5/01	revised 4/01	revised 5/00
Mining	\$1,546.85	\$1,458.05	\$1,278.63	52.1	48.2	50.3	\$29.69	\$30.25	\$25.42
Construction	1,209.58	1,081.10	1,229.85	44.7	40.4	45.0	27.06	26.76	27.33
Manufacturing	474.95	475.55	507.93	33.4	35.2	36.1	14.22	13.51	14.07
Seafood Processing	306.46	313.57	375.61	30.8	32.8	33.9	9.95	9.56	11.08
Transportation/Comm/Utilities	691.11	706.58	696.95	33.5	34.3	34.9	20.63	20.60	19.97
Trade	480.89	491.74	466.83	34.3	34.9	34.2	14.02	14.09	13.65
Wholesale Trade	646.28	672.93	675.26	37.1	38.3	38.0	17.42	17.57	17.77
Retail Trade	452.92	462.34	432.43	33.8	34.4	33.6	13.40	13.44	12.87
Finance/Insurance/Real Estate	610.74	644.41	593.75	35.1	35.9	34.5	17.40	17.95	17.21

Average hours and earnings estimates are based on data for full-time and part-time production workers (manufacturing) and nonsupervisory workers (nonmanufacturing). Averages are for gross earnings and hours paid, including overtime pay and hours.

Benchmark: March 2000

Source: Alaska Department of Labor and Workforce Development, Research and Analysis Section

4 Nonagricultural Wage and Salary Employment

By place of work

Fairbanks

	preliminary	revised	Changes from:		
North Star Borough	5/01	4/01	5/00	4/01	5/00
Total Nonag. Wage & Salary	35,050	33,500	34,550	1,550	500
Goods-producing	3,500	3,050	3,250	450	250
Service-producing	31,550	30,450	31,300	1,100	250
Mining	1,050	1,000	900	50	150
Construction	1,850	1,500	1,700	350	150
Manufacturing	600	550	650	50	-50
Transportation/Comm/Utilities	3,100	2,850	3,250	250	-150
Trucking & Warehousing	600	550	600	50	0
Air Transportation	950	900	950	50	0
Communications	350	350	400	0	-50
Trade	6,750	6,450	6,750	300	0
Wholesale Trade	700	700	750	0	-50
Retail Trade	6,050	5,750	6,000	300	50
Gen. Merchandise & Apparel	1,000	1,000	1,050	0	-50
Food Stores	550	550	600	0	-50
Eating & Drinking Places	2,500	2,300	2,400	200	100
Finance/Insurance/Real Estate	1,200	1,150	1,250	50	-50
Services & Misc.	8,950	8,400	8,700	550	250
Hotels & Lodging Places	1,100	750	1,100	350	0
Health Services	2,100	2,100	2,000	0	100
Government	11,550	11,600	11,350	-50	200
Federal	3,350	3,350	3,500	0	-150
State	4,950	4,900	4,700	50	250
Local	3,250	3,350	3,150	-100	100

Southeast Region

Total Nonag. Wage & Salary	37,450	35,000	37,750	2,450	-300
Goods-producing	4,800	4,550	5,200	250	-400
Service-producing	32,650	30,450	32,550	2,200	100
Mining	300	300	300	0	0
Construction	1,950	1,750	1,850	200	100
Manufacturing	2,550	2,500	3,050	50	-500
Durable Goods	1,050	1,150	1,550	-100	-500
Lumber & Wood Products	650	750	1,250	-100	-600
Nondurable Goods	1,500	1,350	1,500	150	0
Seafood Processing	1,200	1,000	1,150	200	50
Transportation/Comm/Utilities	3,250	2,600	3,200	650	50
Trade	6,750	5,900	6,700	850	50
Wholesale Trade	650	600	600	50	50
Retail Trade	6,100	5,300	6,100	800	0
Food Stores	1,300	1,250	1,300	50	0
Finance/Insurance/Real Estate	1,300	1,250	1,300	50	0
Services & Misc.	8,750	8,000	8,650	750	100
Health Services	1,750	1,750	1,700	0	50
Government	12,600	12,700	12,700	-100	-100
Federal	1,800	1,600	2,000	200	-200
State	5,250	5,550	5,300	-300	-50
Local	5,550	5,550	5,400	0	150

Northern Region

Total Nonag. Wage & Salary	16,350	16,200	15,600	150	750
Goods-producing	6,100	6,150	5,550	-50	550
Service-producing	10,250	10,050	10,050	200	200
Mining	5,500	5,550	4,750	-50	750
Oil & Gas Extraction	5,050	5,100	4,250	-50	800
Government	4,550	4,450	4,450	100	100
Federal	150	150	150	0	0
State	300	300	300	0	0
Local	4,100	4,000	4,000	100	100

Interior Region

	preliminary	revised	Changes from:		
	5/01	4/01	5/00	4/01	5/00
Total Nonag. Wage & Salary	40,950	38,550	40,550	2,400	400
Goods-producing	3,750	3,250	3,500	500	250
Service-producing	37,200	35,300	37,050	1,900	150
Mining	1,150	1,100	1,050	50	100
Construction	1,950	1,550	1,800	400	150
Manufacturing	650	600	650	50	0
Transportation/Comm/Utilities	4,150	3,600	4,300	550	-150
Trade	7,750	7,300	7,750	450	0
Finance/Insurance/Real Estate	1,300	1,250	1,350	50	-50
Services & Misc.	10,050	9,250	9,800	800	250
Hotels & Lodging Places	1,550	900	1,500	650	50
Government	13,950	13,900	13,850	50	100
Federal	3,850	3,800	4,150	50	-300
State	5,250	5,150	4,950	100	300
Local	4,850	4,950	4,750	-100	100

Anchorage/Mat-Su Region

Total Nonag. Wage & Salary	152,100	147,950	149,050	4,150	3,050
Goods-producing	14,250	13,000	13,100	1,250	1,150
Service-producing	137,850	134,950	135,950	2,900	1,900
Mining	3,000	2,950	2,400	50	600
Construction	8,900	7,750	8,300	1,150	600
Manufacturing	2,350	2,300	2,400	50	-50
Transportation/Comm/Utilities	15,850	15,300	16,000	550	-150
Trade	35,850	34,950	35,600	900	250
Finance/Insurance/Real Estate	8,150	8,100	8,100	50	50
Services & Misc.	44,800	43,500	42,850	1,300	1,950
Government	33,200	33,100	33,400	100	-200
Federal	9,850	9,850	10,450	0	-600
State	10,200	10,150	9,900	50	300
Local	13,150	13,100	13,050	50	100

Southwest Region

Total Nonag. Wage & Salary	16,900	17,100	16,950	-200	-50
Goods-producing	3,550	4,250	3,700	-700	-150
Service-producing	13,350	12,850	13,250	500	100
Seafood Processing	3,300	4,050	3,450	-750	-150
Government	6,000	5,800	5,900	200	100
Federal	300	300	350	0	-50
State	550	500	500	50	50
Local	5,150	5,000	5,050	150	100

Gulf Coast Region

Total Nonag. Wage & Salary	28,450	26,250	28,550	2,200	-100
Goods-producing	5,900	5,200	6,150	700	-250
Service-producing	22,550	21,050	22,400	1,500	150
Mining	1,300	1,200	1,250	100	50
Oil & Gas Extraction	1,250	1,200	1,200	50	50
Construction	1,400	1,050	1,350	350	50
Manufacturing	3,200	2,950	3,550	250	-350
Seafood Processing	2,400	2,150	2,600	250	-200
Transportation/Comm/Utilities	2,550	2,350	2,500	200	50
Trade	5,800	5,300	5,700	500	100
Wholesale Trade	550	550	600	0	-50
Retail Trade	5,250	4,750	5,100	500	150
Eating & Drinking Places	1,850	1,600	1,750	250	100
Finance/Insurance/Real Estate	800	750	800	50	0
Services & Misc.	6,250	5,700	6,150	550	100
Health Services	1,200	1,150	1,150	50	50
Government	7,150	6,950	7,250	200	-100
Federal	800	700	1,000	100	-200
State	1,700	1,600	1,650	100	50
Local	4,650	4,650	4,600	0	50

5 Unemployment Rates

By region and census area

Not Seasonally Adjusted	Percent Unemployed		
	preliminary 5/01	revised 4/01	revised 5/00
United States	4.1	4.2	3.9
Alaska Statewide	5.6	6.1	6.8
Anchorage/Mat-Su Region	4.2	4.6	5.4
Municipality of Anchorage	3.8	4.1	4.8
Mat-Su Borough	6.4	7.2	8.1
Gulf Coast Region	8.6	9.6	9.5
Kenai Peninsula Borough	8.0	10.1	9.5
Kodiak Island Borough	10.6	6.4	9.9
Valdez-Cordova	8.3	11.4	8.8
Interior Region	5.8	6.5	7.2
Denali Borough	6.8	9.7	7.0
Fairbanks North Star Borough	5.1	5.7	6.4
Southeast Fairbanks	8.3	10.6	10.9
Yukon-Koyukuk	15.5	15.0	18.8
Northern Region	11.2	10.7	12.9
Nome	11.7	11.0	14.6
North Slope Borough	8.5	7.9	9.9
Northwest Arctic Borough	14.7	14.4	14.9
Southeast Region	5.7	6.6	6.4
Haines Borough	7.4	12.7	7.3
Juneau Borough	4.0	4.5	4.6
Ketchikan Gateway Borough	6.4	7.4	6.8
Prince of Wales-Outer Ketchikan	10.2	13.4	13.9
Sitka Borough	3.6	3.8	5.1
Skagway-Hoonah-Angoon	7.7	9.8	6.0
Wrangell-Petersburg	8.2	7.9	8.5
Yakutat Borough	15.5	12.0	14.6
Southwest Region	11.3	10.7	12.4
Aleutians East Borough	4.1	4.7	4.4
Aleutians West	10.7	8.2	9.2
Bethel	11.5	10.6	12.4
Bristol Bay Borough	7.1	8.5	11.0
Dillingham	9.1	9.3	11.3
Lake & Peninsula Borough	10.1	11.5	11.8
Wade Hampton	19.3	18.7	21.9
Seasonally Adjusted			
United States	4.4	4.5	4.1
Alaska Statewide	5.6	5.8	6.8

2000 Benchmark

Comparisons between different time periods are not as meaningful as other time series produced by Research and Analysis. The official definition of unemployment currently in place excludes anyone who has not made an active attempt to find work in the four-week period up to and including the week that includes the 12th of the reference month. Due to the scarcity of employment opportunities in rural Alaska, many individuals do not meet the official definition of unemployed because they have not conducted an active job search. They are considered not in the labor force.

Source: Alaska Department of Labor and Workforce Development, Research and Analysis Section

(continued from page 11)

Other fisheries are already following this early, lower price example. Kodiak's fishers are selling red salmon for 65 cents per pound to seafood processors, down 20 cents from last year. Alaska Peninsula fishers were offered only 55 cents, the lowest price in more than 20 years. Such developments lead to expectations for a less than stellar year for the salmon fishery even if the runs are strong.

Oil and gas employment outlook may change

While evaluations of Alaska's seasonal industries are mixed, performance in the oil and gas industry remained positive. In May the industry's employment level reached 9,800 jobs, the strongest May for the past nine years. High oil prices and the possibility of a gas pipeline have helped strengthen the employment picture. Employment in oil and gas was up nearly 19% from last May, but the industry's recent announcement of layoffs has dampened the outlook.

Oil and gas has been Alaska's leading industry for many years. It remains prominent even in down years. The U.S. Bureau of Economic Analysis reported that in 1999, when oil prices fell to record low levels, the industry contributed 18% to Alaska's gross state product (GSP), which measures the net value of a state's production. That year, only the public sector, including the military, had more influence on Alaska's GSP with a 19% share. (See Exhibit 1.) The value produced by the oil and gas workforce in 1999 is remarkable, because its employment averaged just 7,866, versus the public sector's (including military) 89,963-strong contingent.

Employment balance sheet positive, but slower

The annual balance sheet for May shows wage and salary employment up 3,600 jobs from last year's level. (See Exhibit 2.) This equates to a 1.2% annual rate of growth, the slowest so far this year. The slowing trend could continue if seasonal industries fall short of last year's performances, as fish processing appears likely to do.

Unemployment rates have improved

In 2001, the statewide jobless rate stood at 5.6%, one of the lowest experienced in history during the month of May, and 1.2 percentage points lower than in May 2000. (See Exhibit 5.) In 22 of 27 state labor areas the unemployment rates showed improvement over those recorded last year. But jobless rates were higher in the Haines, Kodiak Island and Yakutat boroughs and the Aleutians West and Skagway-Hoonah-Angoon census areas. Three of these areas are seafood processing centers. (See Exhibit 5.)

Employer Resources

Do you hire minors 16 years old and under? All minor employees 16 and under must have a work permit on file with the Department of Labor and Workforce Development. If you are an employer who is licensed to sell alcohol, then all minors 16 through 18 must have a work permit. To print off a work permit, type in <http://www.jobs.state.ak.us/employer.htm>. Click on "Work Permit (.pdf)".

<http://www.jobs.state.ak.us/employer.htm>

Welcome to the Alaska Job Center Network
Employer Connection 

Job Order Options

[Online Job Order](#)

[Email Job Order Form](#)

[Job Order by Fax \(.pdf\)](#)

Call the Anchorage Job Center
 Midtown: 1-888-830-4473

[Contact an Alaska Job Center](#)



America's Job Bank
 Direct job order input,
 resume search, resume
 scout, and more.

AJCN staff help employers recruit qualified workers by listing job openings in each [Alaska Job Center](#) across the state, on [Alaska's Job Bank](#), and on [America's Job Bank](#).

Welfare-to-Work

To recruit Welfare-to-Work clients or for information about on-the-job training, call 1-888-838-JOBS (5627) or contact a [job developer](#).

On-the-Job Training

[\\$\\$\\$ for employers](#) to train dedicated workers!

Seafood Industry Employers

[Seafood Jobs](#) (home page)

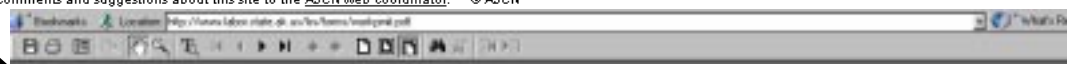
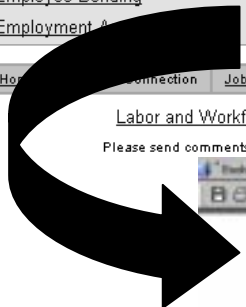
[Seafood Job Order Form](#)

Alaska Employer Handbook	Employment Related Posters	Unemployment Insurance
Business Services	Employment Security Tax	Vocational Rehabilitation
DOL Links for Employers	Labor Standards and Safety	Wage and Hour
Employee Bonding	Tax Credits	Workers Compensation
Employment Assistance	Work Permit (.pdf)	

[Home](#) [Employer Connection](#) [Job Seeker Resources](#) [Training & Assistance](#) [Job Market Information](#) [Job Centers](#)

[Labor and Workforce Development](#) [Public Assistance](#) [State of Alaska](#)

Please send comments and suggestions about this site to the [AJCN web coordinator](#). © AJCN



ALASKA DEPARTMENT OF LABOR & WORKFORCE DEVELOPMENT

WORK PERMIT MUST BE COMPLETED AND APPROVED BEFORE MINOR CAN BEGIN WORKING PER AS 23.10.332.

INSTRUCTIONS:

1. Employer to complete and sign *Section A*.
2. Parent or guardian to complete and sign *Section B*.
3. Send or fax work permit and LEGIBLE copy of proof of age to nearest Wage and Hour Administration office.

✓ Call nearest Wage & Hour Administration office if you have questions (see reverse of form for addresses, telephone and FAX numbers).



NOTICE:

All information requested is required to process this work permit. Records of the Department are public records and may be subject to inspection and copying under AS 09.25.110-220 or be provided to other State agencies (See AS 44.99.310).

Return permit to FAX number:

Section (A) to be completed by EMPLOYER			
Name of Employer:	DBA:		
Employer's Local Mailing Address:	City:	Zip:	
Location of Employment (Physical Address):	City:	Zip:	
Duties to be Performed by Minor:	Tools, Equipment, Machinery to be Used by Minor:		