



# Alaska Workers' Compensation Board

## 2024 Annual Report



Catherine Muñoz Commissioner

April 1, 2026



# Alaska Workers' Compensation Board

Alaska Department of Labor and Workforce Development  
Workers' Compensation Division

## 2024 Annual Report



Catherine Muñoz Commissioner

2

April 1, 2026



# Kids' Chance Alaska

- **Donate to something good.**

Kids' Chance of Alaska believes that we can make a significant difference in the lives of all children affected by a workplace injury by helping them pursue and achieve their educational goals.



[kidschanceak.org](http://kidschanceak.org)



# Alaska Workers' Compensation Board

## Table of Contents

<b>Director's Report</b>	<b>Page 5</b>	<b>Alaska Injury Frequency</b>	<b>Page 36 – 37</b>
<b>About the Division</b>	<b>Page 6 – 9</b>	<b>Time Loss Rate</b>	<b>Page 38</b>
<b>Legislation Updates</b>	<b>Page 10</b>	<b>Fatality Rate &amp; Fatalities</b>	<b>Page 39 – 40</b>
<b>WSCAA Funds Report</b>	<b>Page 11</b>	<b>Alaska Direct Written Premiums</b>	<b>Page 41 – 42</b>
<b>Vacancy Rate</b>	<b>Page 12</b>	<b>Benefits Guaranty Fund</b>	<b>Page 45 – 53</b>
<b>Claims Data</b>	<b>Page 13 – 18</b>	<b>Second Injury Fund</b>	<b>Page 55 – 61</b>
<b>Total Compensation Payments</b>	<b>Page 20 –32</b>	<b>Special Investigation Unit</b>	<b>Page 63 – 75</b>
<b>Loss Cost Distribution</b>	<b>Page 33 – 34</b>	<b>Reemployment Benefits</b>	<b>Page 77 – 89</b>
<b>Injuries By Body Part</b>	<b>Page 35</b>	<b>Second Independent Medical Evaluations</b>	<b>Page 91 - 98</b>



# Alaska Workers' Compensation Board

## Director's Report

In 2024, Alaska continued to experience lower workers' compensation premium costs (8<sup>th</sup> consecutive year), as a result of fewer claim filings and lower loss costs. This decline is expected to continue. According to the National Council on Compensation Insurance (NCCI), for CY 2024, the net written premium in the voluntary market decreased slightly, and the residual market premium in states serviced by NCCI remained approximately the same as 2023 (multistate overview). NCCI and the Alaska Division of Insurance project a decrease to the current loss costs for the voluntary market and a decrease to the assigned risk market rates, effective January 1, 2025.

The past year has given us many interesting issues to work on, the loss of some long-time workers' compensation contributors, interesting decisions by the Supreme Court, and funding woes. Through all of this, I am so proud of this team's accomplishments and the complete commitment that the Alaska Workers' Compensation Board and Division staff have exhibited.

With the continued partnership with our industry partners, medical providers, leadership from the Medical Services Review Committee, and support from the Commissioner, the Alaska Workers' Compensation Board has saved Alaskan employers over \$1 billion dollars in costs since 2015. During the same period, Alaska's employees enjoyed improved workplace safety and better outcomes from work injuries, with a 54% decrease in lost time incidents.

Challenges remain within Alaska Workers' Compensation, but our future has never looked brighter, and our people are prepared to meet the changes that inevitably will come our way.

Sincerely,

Charles Collins  
Director, Workers' Compensation Division



# Alaska Workers' Compensation Board

Workers' Compensation is a system which requires an employer to pay an injured employee's work-related medical and disability benefits. Workers' Compensation also requires the payment of benefits to dependents in the case of work-related death.

The Workers' Compensation Division is the agency charged with the administration of the Alaska Workers' Compensation Act (Act). The Act provides for the payment by employers or their insurance carriers of medical, disability and reemployment benefits to injured workers.

The Division is required to administer the Act in a manner that is both fair and efficient in the delivery of benefits to injured workers at a reasonable cost to employers (AS 23.30.001).

In addition to its administrative function, the Division also houses the Alaska Workers' Compensation Board which hears disputes arising between employees and employers or their insurance carriers regarding the payment of benefits under the Act.

Thank you to the staff at the Workers' Compensation Division for their contributions collecting these important data.

For more information about the workers' compensation process, click the following links:

[Workers' Compensation \(state.ak.us\)](http://state.ak.us)

## **Anchorage Office**

3301 Eagle Street, Suite 304  
Anchorage, AK 99503  
Tel: (907) 269-4980  
Fax: (907) 269-4975

## **Fairbanks Office**

675 Seventh Ave., Station K  
Fairbanks, AK 99701-4531  
Tel: (907) 451-2889  
Fax: (907) 451-2928

## **Juneau Office**

1111 West 8<sup>th</sup> St., Room 305  
Juneau, AK 99801  
Tel: (907) 465-2790  
Fax: (907) 465-2797



Catherine Muñoz Commissioner



# Alaska Workers' Compensation Board

- **Established under AS 23.30.005**

Made up of 18 members

9 represent industry

9 represent Labor

Broke up into Panels, one from First Judicial District, two from the Second and Fourth Judicial District and Five from the Third Judicial District. One Panel is detailed at large and can represent any Judicial District.

Panels are normally three members, two Board members and a designated hearing officer.

The AWCB also is responsible for regulation under The Act.

The AWCB has two committees that annually meet:

Medical Services Review Committee

Second Independent Medical Evaluation Selection Committee



# Alaska Workers' Compensation Board

Alaska Department of Labor and Workforce Development

## Administrative Services:

- Department Budget
- Procurement
- Research and Analysis

## Alaska Workforce Investment Board:

- Apprenticeship Training
- Technical and Vocational Program
- State and Federal Grant Funding

## AVTEC:

- Alaska's premier Training Facility
- Career Enhancement
- Employer Designed Training

## Employment and Training Services:

- Alaska Job Centers
- Unemployment Insurance Benefits
- Connects job seekers and employers

## Alaska Labor Relations Agency

- Conducts employee elections
- Administrates Collective Bargaining for public employers
- Adjudicates unfair labor practice claims

## Labor Standards and Safety

- Mechanical Inspections
- Alaska Occupational Safety and Health
- Wage and Hour enforcement

## Vocational Rehabilitation

- Disability Determination Services
- Connects employers with employees and assists with workplace accommodations
- Provides training related to individual's disability

## Workers' Compensation

- Tracks and adjudicates worksite injury claims
- Investigates uninsured employers
- Administers the Fisherman's Fund



# Alaska Workers' Compensation Board

## Alaska Workers' Compensation Division

### Administration:

- Log almost 20,000 reports of injury annually
- Track \$250m in benefits and services
- Compile and store data from over 60 years of claims

### Adjudication:

- Publish decisions of formal hearings
- Mediate agreements between parties
- Hold thousands of informal meetings for expediency of claims

### Reemployment:

- Orders eligibility evaluations
- Approves reemployment plans
- Monitors rehabilitation specialists
- 23.30.043 SAW/RTW

### Investigation:

- Investigate and educate employers
- Follow up on fraud claims
- Collaborate with other investigative units to keep Alaska workers safe

### Workers' Compensation Benefits Guaranty

- Provide for medical and indemnity benefits for injured uninsured workers
- Process payments on judgements from uninsured employers
- Actively manage the Benefits Guaranty Fund

### Fisherman's Fund

- Manage and reimburse commercial fisherman's injury claims
- Actively manage the "Fisherman's Fund"
- Manage the claims database

### Self-Insurance Program

- Ensure the self-insured entity meets statutory financial criteria
- Perform annual audits on each organization
- Collects proper collateral as prescribed by statute



# Alaska Workers' Compensation Board

## Legislation

### **SB 147 – Enacted, effective July 11, 2024**

Relates to workers compensation reemployment rights and benefits; establishes a workers compensation stay-at-work program; relates to the workers compensation benefits guaranty fund; relates to the presumption of compensability for workers compensation claims related to post-traumatic stress disorder; relates to the Alaska senior benefits payment program.

### HB 60 - Failed

Relates to repealing the Workers Compensation Appeals Commission; relating to decisions and orders of the Workers Compensation Appeals Commission; relating to superior court jurisdiction over appeals from Alaska Workers' Compensation Board decisions.

### HB 63 – Failed

Relates to repealing the Workers Compensation Appeals Commission; relating to decisions and orders of the Workers Compensation Appeals Commission; relating to superior court jurisdiction over appeals from Alaska Workers' Compensation Board decisions.

### HB 239 – Failed

Relates to the presumption of compensability for workers' compensation claims related to post-traumatic stress disorder.

### HB 183 – Failed

Relates to the Workers' Compensation Benefits Guaranty fund.

### HB 206 – Failed

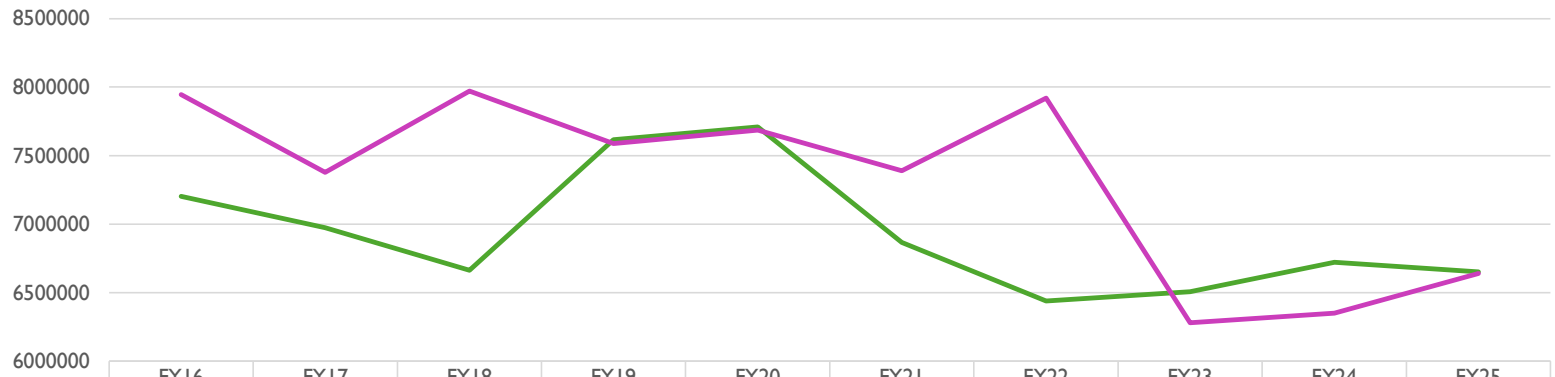
Relates to workers' compensation reemployment benefits; establishes a workers' compensation stay-at-work program.

### HB 376 – Failed

Relates to transportation network and delivery network companies.



# WSCAA FUND BALANCE

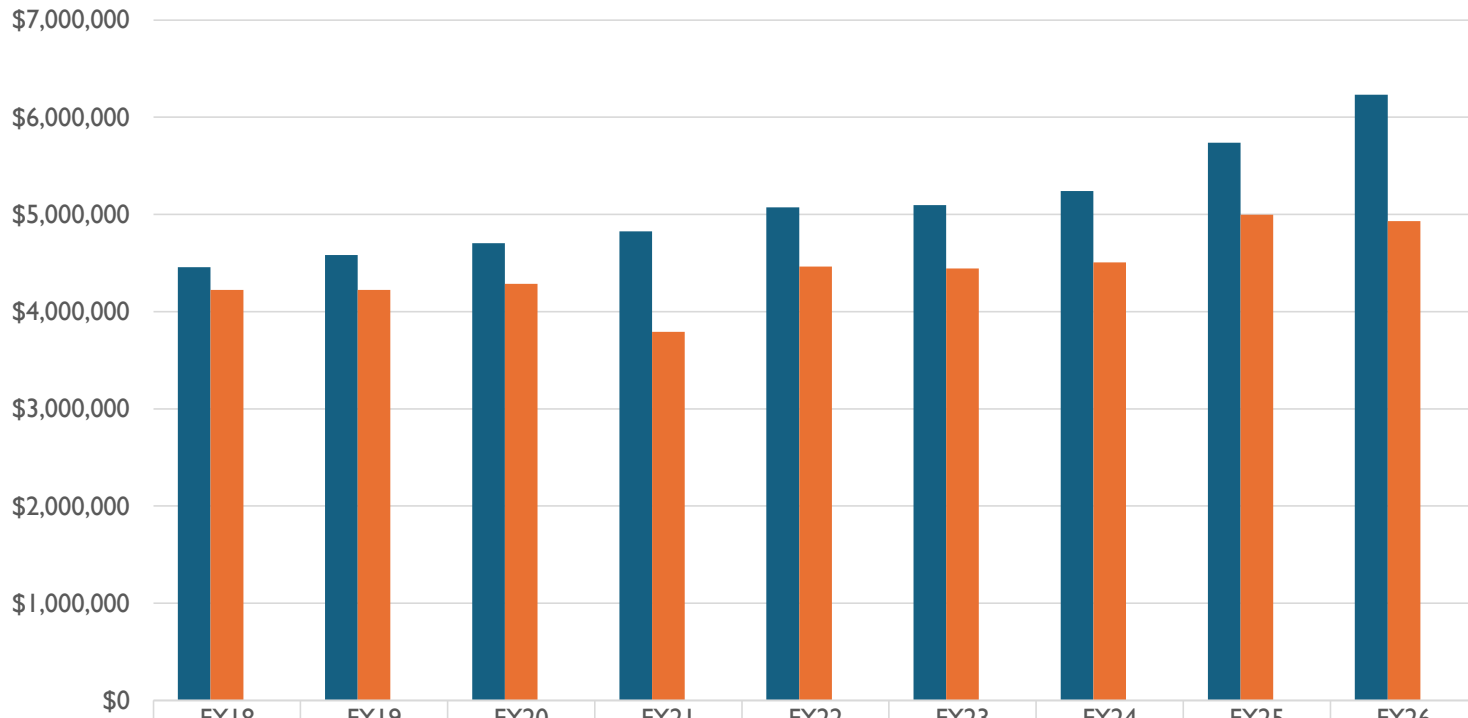


	FY16	FY17	FY18	FY19	FY20	FY21	FY22	FY23	FY24	FY25
<b>REVENUE</b>										
Insurer Premium Tax	5,060,941	4,833,256	4,544,123	5,398,947	5,600,176	4,902,503	4,442,776	4,498,567	4,654,752	4,636,345
Self-Insurer Service Fee	2,134,135	2,130,704	2,109,489	2,063,408	1,667,542	1,411,007	1,684,670	1,486,445	1,600,136	1,664,868
WC Penalties	0	0	0	147,603	434,225	539,792	306,690	520,436	464,385	339,755
Misc	8,319	10,268	9,789	6,207	7,251	13,228	5,210	1,850	3,385	10,876
Revenue Total	7,203,395	6,974,228	6,663,401	7,616,164	7,709,194	6,866,529	6,439,346	6,507,298	6,722,658	6,651,845
<b>EXPENDITURE</b>										
Workers' Comp	5,522,901	5,360,429	5,511,057	5,368,923	5,330,051	4,849,491	5,568,015	5,647,670	5,679,968	5,573,382
WC Appeals Commission	377,405	251,146	301,739	323,041	344,934	330,968	349,341	391,564	373,796	371,610
Occupational Safety and Health	1,921,533	1,668,808	2,097,547	1,829,104	1,908,692	2,137,115	1,923,531	157,410	226,803	616,503
Labor Market Info	108,115	87,083	60,779	67,646	101,347	71,403	79,270	83,604	69,946	77,426
Expenditure Total	7,945,200	7,377,342	7,971,122	7,588,714	7,685,025	7,388,976	7,920,156	6,280,248	6,350,514	6,638,921
Fund Sweep							2,040,403.1	332,233.6	374,562.3	
FUND BALANCE (year end)	5,737,410	5,334,296	4,026,576	4,054,027	4,126,314	3,603,868	82,654	-22,530	-24,947	-12,024

Catherine Muñoz Commissioner



# Vacancy Rate



	FY18	FY19	FY20	FY21	FY22	FY23	FY24	FY25	FY26
■ Pre-Vacancy PS	4,457,075	4,583,084	4,705,099	4,825,401	5,071,747	5,094,259	5,239,580	5,737,198	6,230,750
■ Actual PS	4,223,999	4,223,012	4,284,821	3,790,661	4,462,759	4,443,638	4,507,761	4,997,120	4,931,811
■ Vacancy Rate	5%	8%	9%	21%	12%	13%	14%	13%	21%

■ Pre-Vacancy PS ■ Actual PS ■ Vacancy Rate



# Alaska Workers' Compensation Board

## 2024 Annual Report

### Compensation Benefit Payments



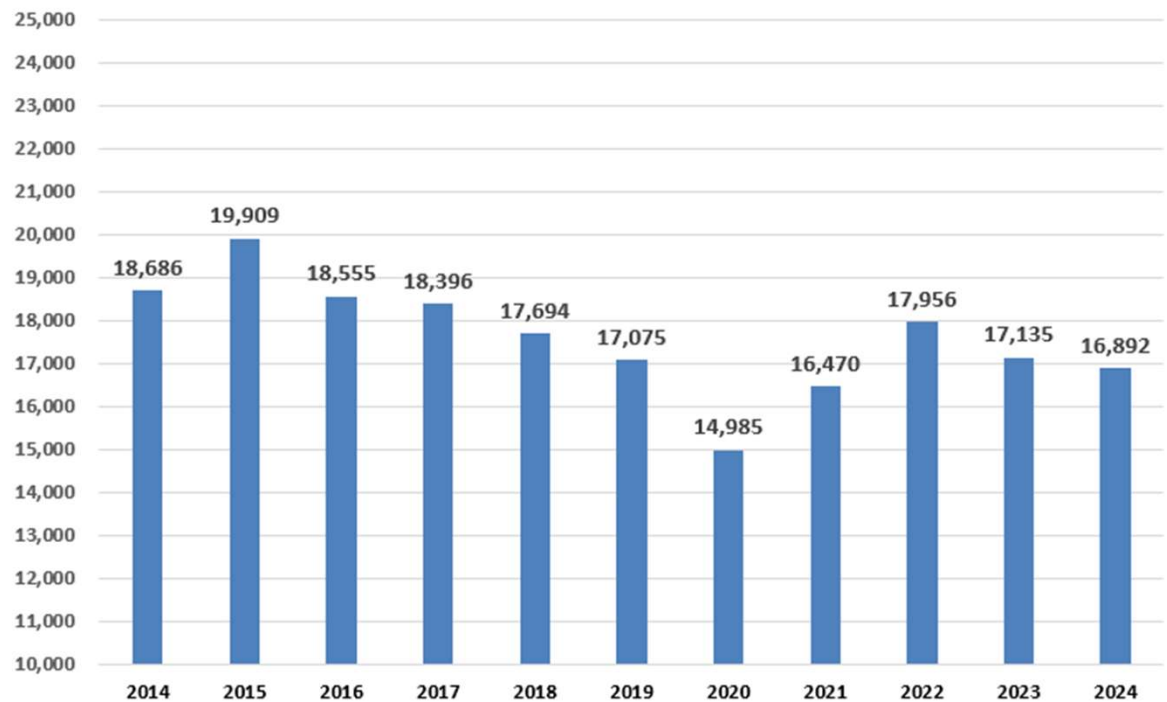
Catherine Muñoz Commissioner



# Alaska Workers' Compensation Board

## Analysis of Workers' Compensation Claims Data

Total Injury Notices Received



In 2024, there were 16,892 reports of injury and occupational illness filed with the Workers' Compensation Division, a 1.42% decrease from 17,135 reports filed in 2023.



# Alaska Workers' Compensation Board

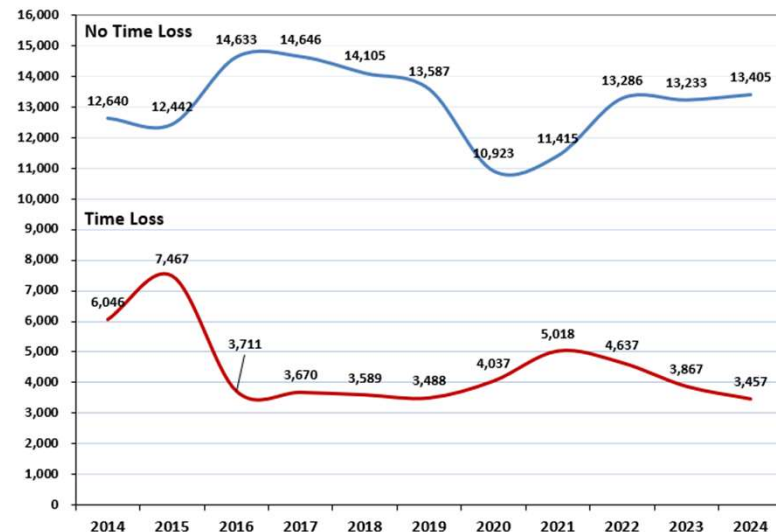
## Analysis of Workers' Compensation Claims Data

### Case Distribution by Type

Of the 16,892 case files established in 2024, claim type filings and distribution to total claims filed was:

- There were 13,405 "No Time Loss" cases. This was 79% of total claims compared to 13,233. It went down 2% from 2023, when "No Time Loss" cases were 77% of total claims. Of the 13,405 "No Time Loss" cases, 3,907 were notification only filings.
- There were 3,457 "Time Loss" cases. This was 20.5% of total claims compared to 3,867, 22.6% of total claims in 2023.
- There were 30 fatality cases, which was 0.18% of total claims filed in 2024. Fatalities were down .02% compared to 35, which was 0.20% of total claims in 2023.

### Type of Claims Filed





# Alaska Workers' Compensation Board

## Analysis of Workers' Compensation Claims Data Adjudications

### The Alaska Workers' Compensation Board

The board held or processed the following in 2024.

#### Held

- Prehearings: 1,846 compared to 1,204, in 2023 and 1,187 in 2022.
- Hearings: 172 compared to 123 in 2023 and 99 in 2022.
- Mediations: 55 compared to 68 in 2023 and 69 in 2022.

#### Compromise & Release Agreements – Totaled 408

- Board approved 375 compared to 417 in 2023 and 344 in 2022.
- Board denied 33 compared to 39 in 2023 and 43 in 2022.

#### Issued

- 79 Decision & Order Decisions, compared to 84 in 2023 and 76 in 2022.

### The Alaska Workers' Compensation Appeals Commission

The Commission hearing data for 2024.

#### Hearings

- The Commission held 3 hearings, compared to 2 in 2023 and 8 in 2022.

#### Oral Arguments on the Merit of Appeals

- The Commission held three oral arguments, compared to 1 in 2023.

#### Motion For Stays of Board Orders

- The Commission held zero hearings on a motion for stay.

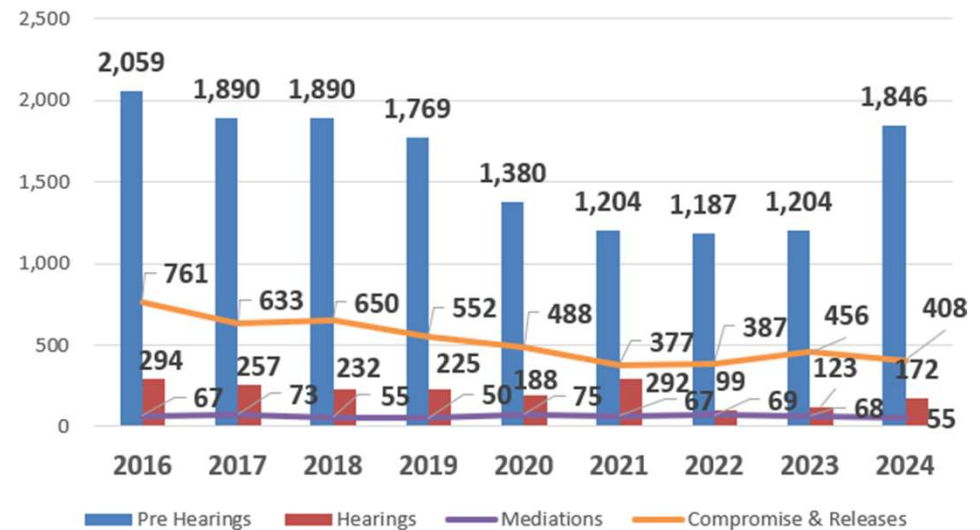


# Alaska Workers' Compensation Board

## Analysis of Workers' Compensation Claims Data

### Adjudications: Hearings, Mediations & C&R's History

Calendar Year	2020	2021	2022	2023	2024
Pre Hearings	1,380	1,204	1,187	1,204	1,846
Hearings	188	292	99	123	172
Mediations	75	67	69	68	55
Compromise & Releases	488	377	387	456	408





# Alaska Workers' Compensation Board

## Analysis of Workers' Compensation Claims Data Filed Claims, Controversions, and Petitions

In 2024, there were 625 claims for benefits filed, a 0.3% decrease from 627 claims filed in 2023.

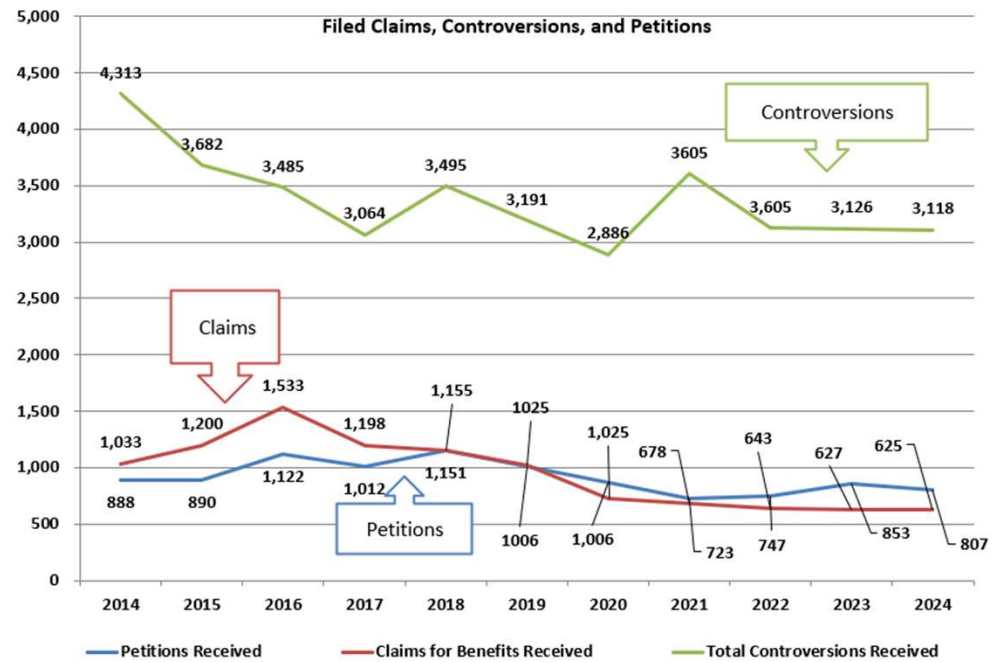
- 591 cases of which 136 cases had more than one filing.
- 34 cases were withdrawn.

There were 807 petitions filed in 2024, a 5.4% decrease from 853 petitions filed in 2023.

- 765 cases of which 323 cases had more than one filing.
- 42 cases reflected withdrawn petitions of which 4 cases had more than one filing.

There were 3,105 total controversions received in 2024, a 0.4% decrease from 3,118 in 2023.

- 2,860 cases of which 711 cases had more than one filing.
- 245 cases reflected withdrawn controversions of which 14 cases had more than one filing.





# Alaska Workers' Compensation Board

## Annual Reporting of Total Compensation Benefits

### Financial Reports and Audits

**This section of the report provides information from the prior calendar year.**

Under Alaska Statute 23.30.155(m), each insurer, providing workers' compensation coverage in Alaska or their adjuster must file an annual report with the Alaska Workers' Compensation Board providing number of claims filed, the type of claims filed, total dollars spent on medical, lost wages compensation, death benefits, rehabilitation costs and claim litigation costs. The annual report requirement also applies to self-insured employers and uninsured employers.

Along with the annual report, each insurer, adjuster, self-insured employer, or uninsured employer must submit payment of their Second Injury Fund (SIF) contribution and their Workers' Safety and Compensation Administration Account fee (WSCAA). These fees fund reimbursements from the SIF and help support the Division's operations.

This report covers activity from:

CY = Calendar Year Period from January 1, 2024 to December 31, 2024.

### Notes:

Medical Costs Totals include the following Medical Costs: Physical Therapy, Chiropractic Fees, Durable Medical expenses, Medical Travel, Employee Medical-Legal Costs. These costs were previously captured in the other category for CY 2014 through CY2017.

PPI benefit type code transferred from 030/530 to 040/540 under EDI Claims R3.1.

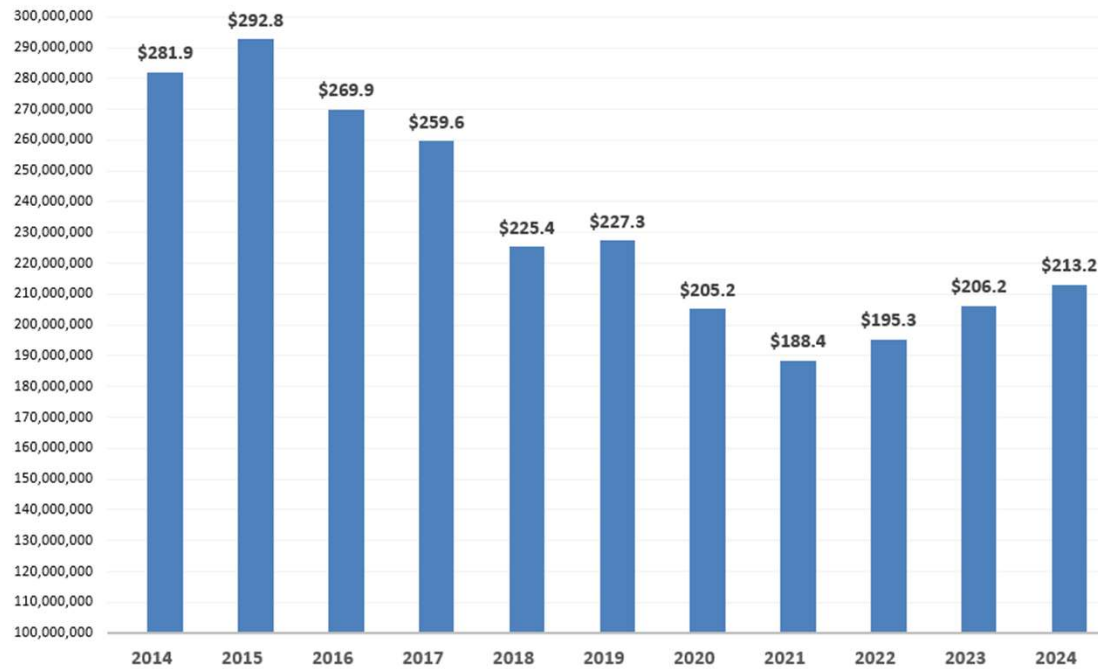
Other Costs includes: Unspecified Lump Sum Payment/Settlement, interest, penalty and SIF Contribution Fee.



# Alaska Workers' Compensation Board

## Total Compensation Benefits Paid by Alaska Employers

A total of \$213.2 million was paid in workers' compensation benefits during calendar year 2024 by market-insured employers and self-insured employers. This is an increase of 6.9 million, up 3.38% from \$206.2 million paid in 2023.

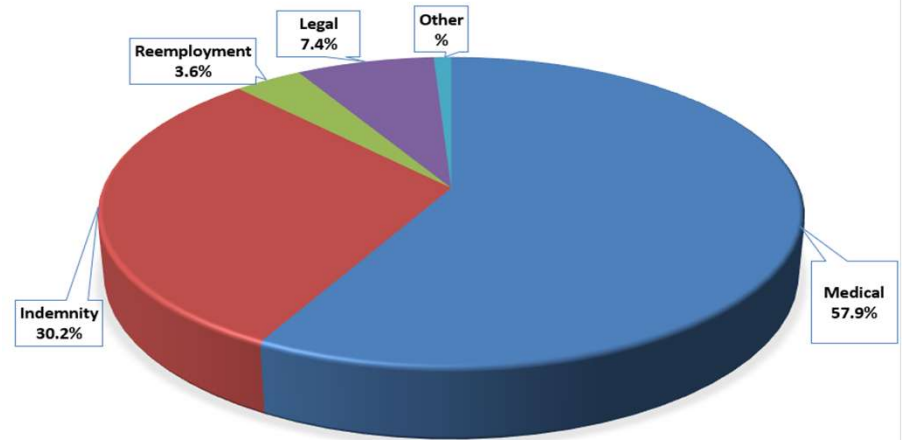




# Alaska Workers' Compensation Board

## Total Compensation Benefits Payment Distribution

Benefit Type	Amount Paid	% of Cost to Total Cost
Medical	\$123,364,628	57.9%
Indemnity	\$64,389,194	30.2%
Reemployment	\$7,752,817	3.6%
Legal	\$15,699,324	7.4%
Other*	\$1,865,899	0.9%
<b>Total</b>	<b>\$213,170,510</b>	



\*Other costs include interest, penalty, and Second Injury Fund contribution.

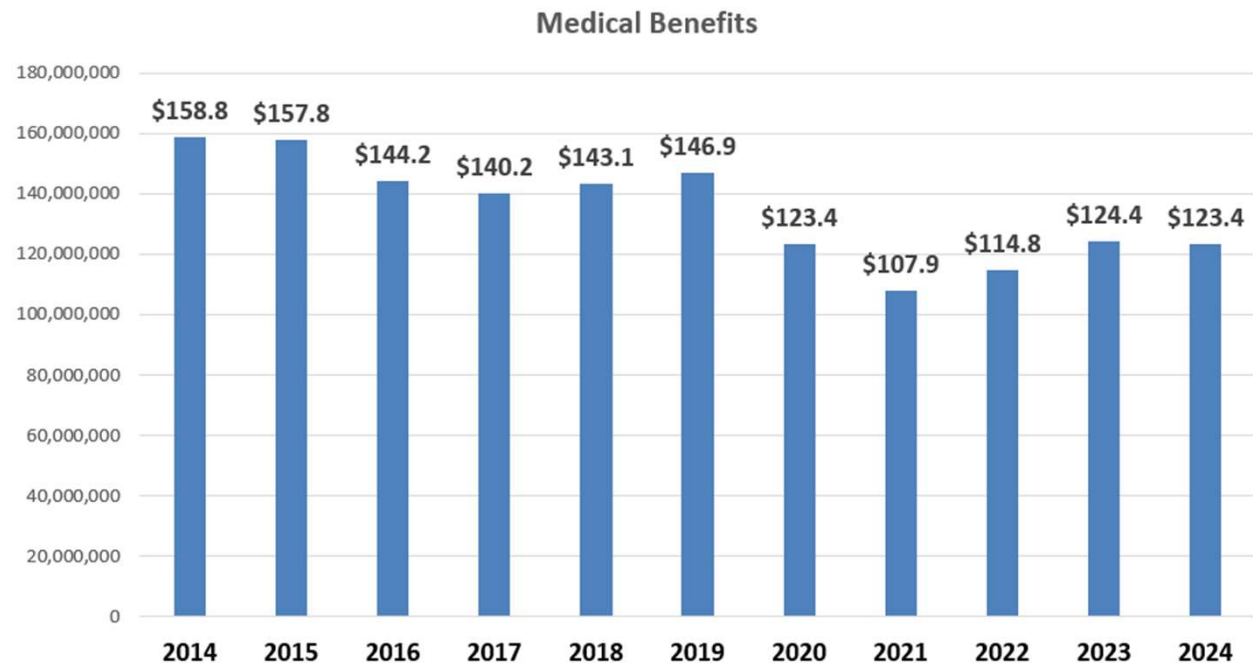


# Alaska Workers' Compensation Board

## Medical Benefit Payments

In the calendar year 2024, medical benefits totaled \$123.4 million, an 0.86% decrease from \$124.4 million in 2023.

Medical benefits were 57.9% of total benefits paid and 65.71% of total loss costs in 2024. This compares 60.3% of total benefits paid and 68.06% of loss costs in 2023.



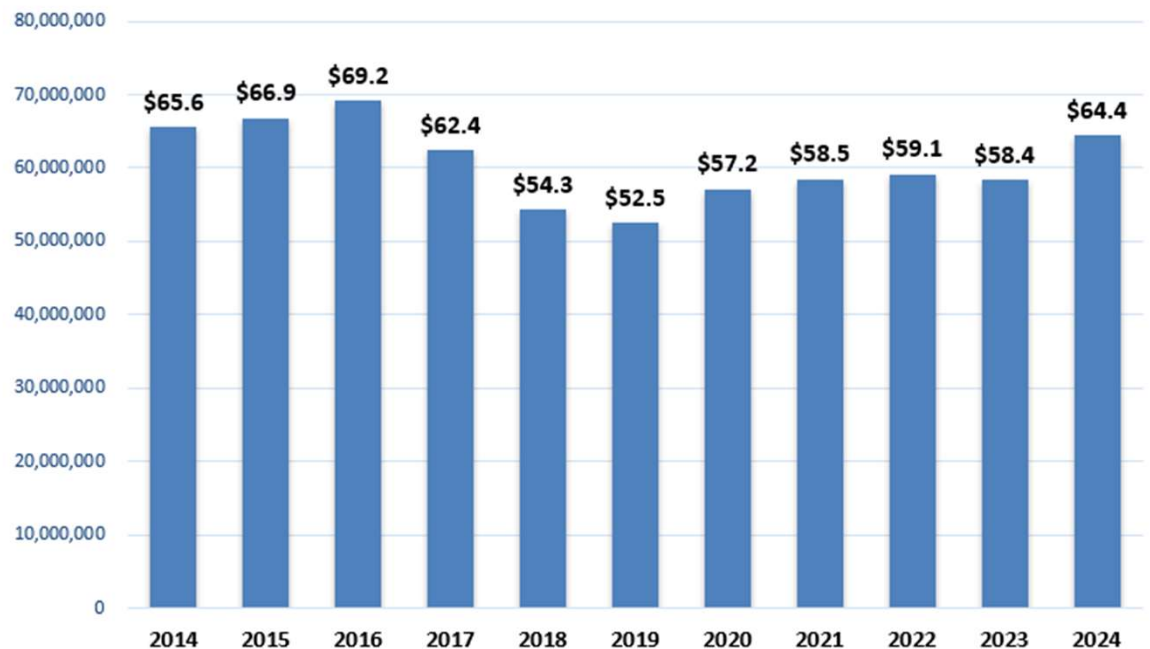


# Alaska Workers' Compensation Board

## Indemnity Benefit Payments

For calendar year 2024 indemnity benefits (TTD, TPD, PPI, PTD & Death Benefits) totaled \$64.4 million, a 10.24% increase from \$58.4 million in 2023.

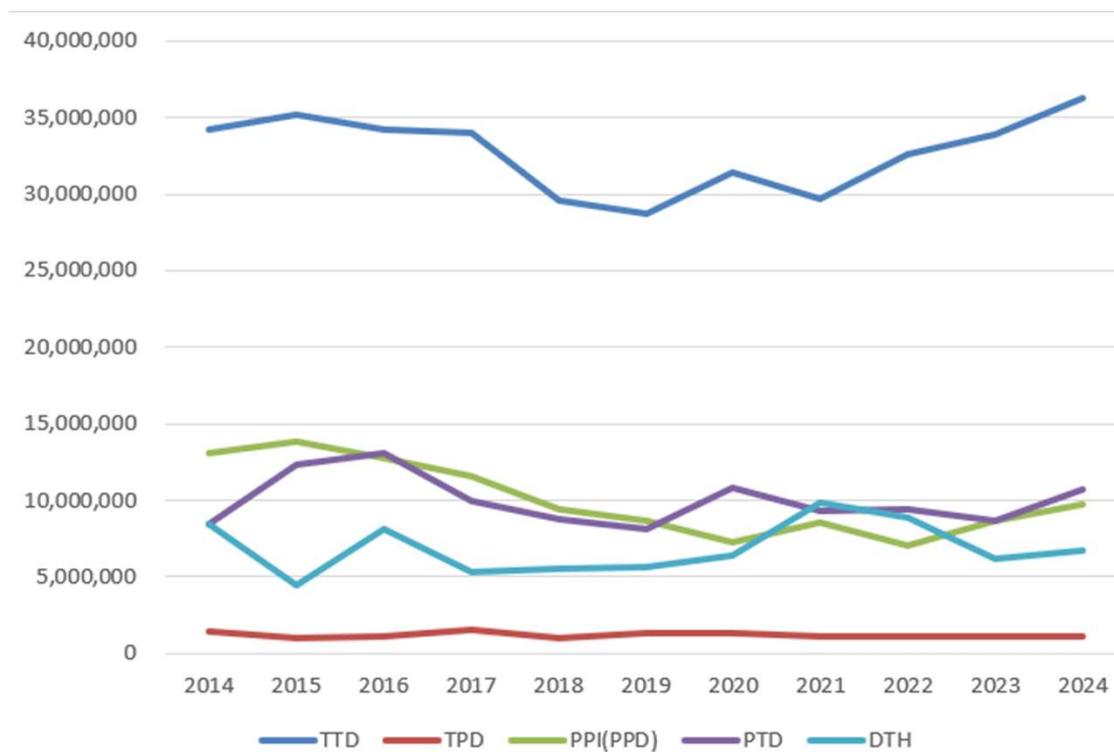
- TTD benefits totaled \$36.2 million in 2024, a 6.9% increase from \$33.8 million in 2023.
- TPD benefits totaled \$1.098 million in 2024, a 0.62% increase from \$1.091 in 2023.
- PPI benefits totaled \$9.8 million in 2024, a 12.35% increase from \$8.7 million in 2023.
- PTD benefits totaled \$10.7 million in 2024, a 22.9% increase from \$8.7 million in 2023.
- Death benefits totaled \$6.7 million in 2024, a 9.48% increase from \$6.1 million in 2023.





# Alaska Workers' Compensation Board

## Indemnity Benefit Payments Distribution – 10 Year Review





# Alaska Workers' Compensation Board

## Legal Benefit Payments

Total legal costs were \$15.7 million in 2024 compared to \$13.6 million in 2023 and \$11.1 million in 2022. Legal costs increased by \$2.08 million.

For calendar year 2024, legal expenses totaled \$15.7 million, up 15.30% from \$13.6 million reported in 2023.

- Employee attorney fees were \$5.4 million, up 1.5 % from \$5.3 million in 2023.
- Employer attorney fees were 9.1 million, up 34.3% from \$6.7 million in 2023.
- Litigation costs were \$1.3 million, down 20% from 1.6 million in 2023. Litigation costs include:
  - Total Expert Witness Fees
  - Total Court Reporter Fees
  - Total Private Investigator Fees



\*Some legal costs may have been previously reported under medical-legal claim expenses for employer/claim administrator

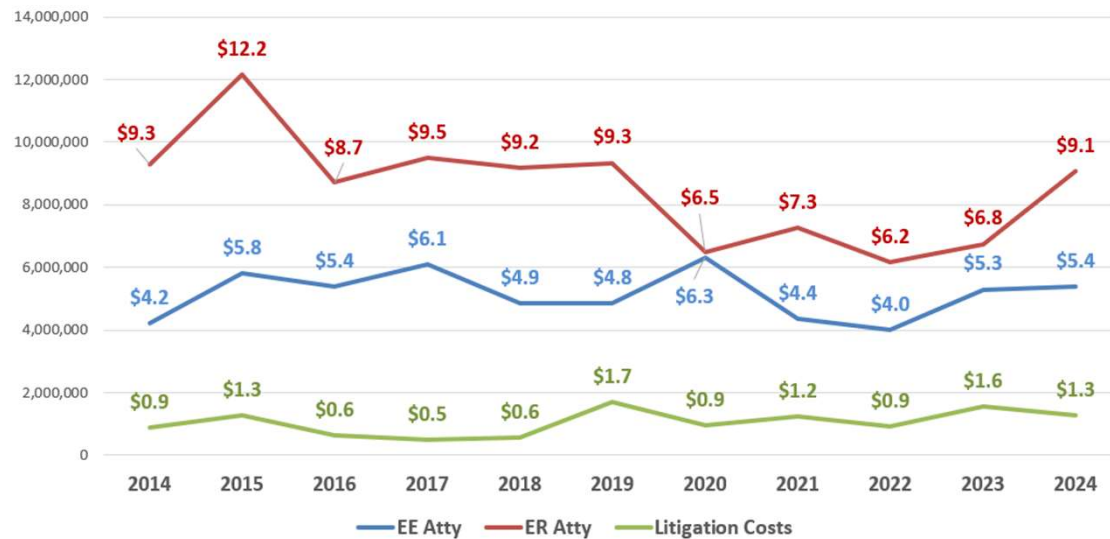


# Alaska Workers' Compensation Board

## Legal Benefit Payments

Total legal costs were \$15.7 million in 2024 compared to \$13.6 million in 2023, and \$11.1 million in 2022. Legal cost represented 7% of total compensation costs.

Legal Costs - 2024	Payment Amount	% of Total Legal
Employee Attorney	\$5,374,125	34.2%
Employer Attorney	\$9,069,477	57.8%
Litigation	\$1,255,722	8%
<b>Total</b>	<b>\$15,699,324</b>	





# Alaska Workers' Compensation Board

## Reemployment Benefit Payments

Total reemployment benefit payments totaled \$7.8 million in 2024, an 10% increase from \$7.0 million in 2023.

•Rehabilitation benefit costs under AS 23.30.041(k) totaled \$2.8 million in 2024, a 10.4% decrease from \$3.1 million in 2023.

•Rehabilitation benefit costs under AS 23.30.041(g) totaled \$2.0 million in 2024, an 62% increase from \$1.3 in 2023.

•Employee evaluation costs totaled \$1.7 million in 2024, a 6.0% increase from \$1.6 million in 2023.

•Rehabilitation specialist fees/plan monitoring fees totaled \$684,179 in 2024, a 11.1% increase from \$615,759 in 2023.

•Plan development costs totaled \$515,940 in 2024, a 18.3% increase from \$435,966 in 2023.

Total Reemployment Benefits



Note:

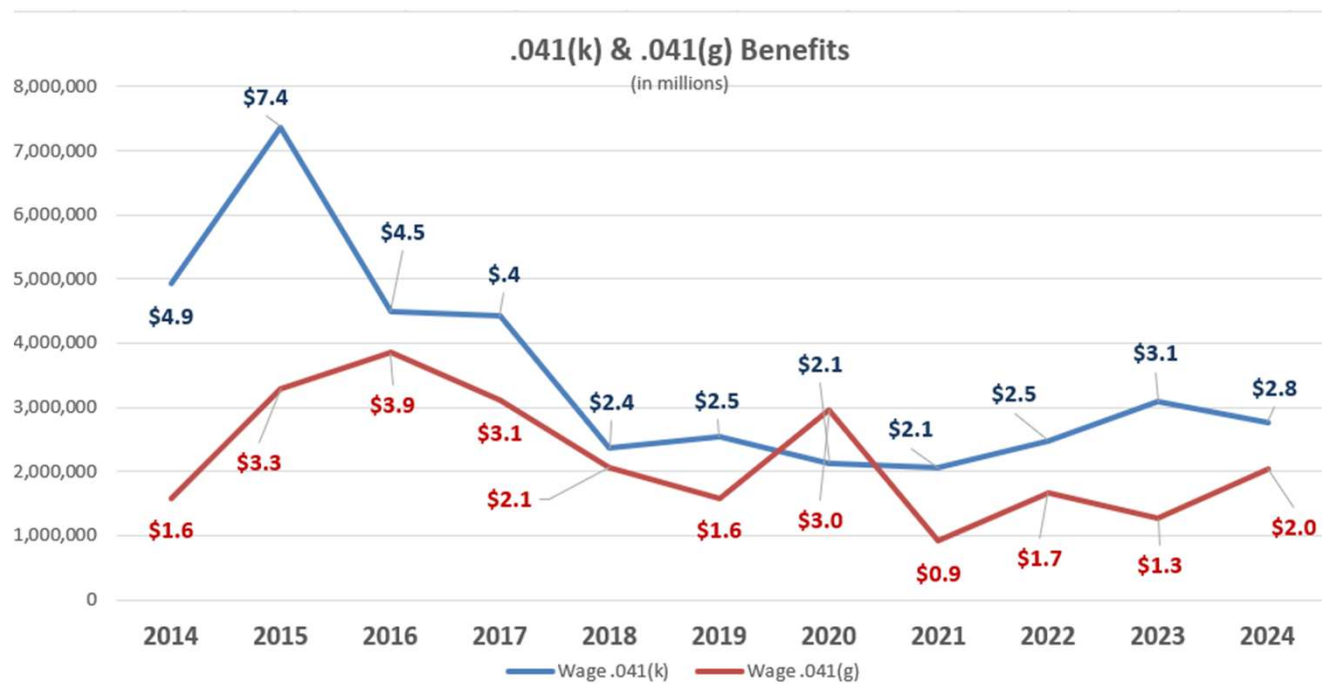
•.041(k) captures weekly scheduled payments only.

•.041(g) includes dislocation lump sum payments and .041(k) lump sum payments.



# Alaska Workers' Compensation Board

## Reemployment Benefit Cost Distribution - .041(k) & .041(g)





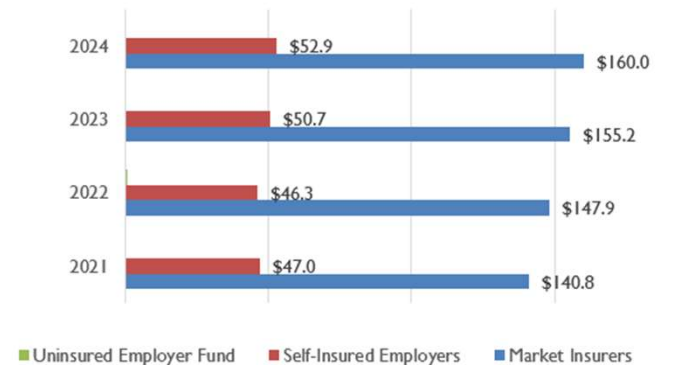
# Alaska Workers' Compensation Board

## Total Compensation Benefits Paid by Market Distribution

Of the \$213.2 million in total benefits paid, market-insured employers paid \$160.0 million and self-insured employers paid \$52.9 million. This compares to 2023, market-insured employers paid \$155.2 million (75.3%) and self-insured employers paid \$50.7 million (24.6%).

Insurer Type	Total Benefits Pd	% of Cost to Total Cost
Market Insurers	\$160,051,630	75.1%
Self-Insured Employers	\$52,933,307	24.8%
Uninsured Employer Fund	202,684	0.1%
<b>Total</b>	<b>\$213,187,621</b>	

Market Distribution - Total Benefits Paid (millions)





# Alaska Workers' Compensation Board

## Total Benefits Paid by Top Twenty Insurers & Self-Insured Employers

The top twenty insurers and self-insured employers paid \$137.3 million, or 64.4% of total workers' compensation benefits in 2024. This compares to \$133.2 million, or 64.6% in 2023 and \$130.8 million, or 67.0%, in 2022.

Rank	Insurer	Benefits Paid	Rank	Insurer	Benefits Paid
1.	ALASKA NATIONAL INS CO	\$ 29,530,800	11.	ARCTIC SLOPE REGIONAL CORP	\$4,078,569
2.	STATE OF ALASKA	\$ 16,582,211	12.	ALASKA AIRLINES GROUP	\$3,951,755
3.	AMERICAN ZURICH INSURANCE CO	\$ 9,200,010	13.	ALASKA MUNICIPAL LEAGUE JOINT INS ASSN	\$3,883,643
4.	INDEMNITY INS CO OF NORTH AMERICA	\$9,164,275	14.	PROVIDENCE HEALTH SERVICES	\$3,808,398
5.	UMIALIK INSURANCE CO	\$8,551,751	15.	EVEREST NATIONAL INSURANCE	\$3,549,620
6.	MUNICIPALITY OF ANCHORAGE	\$7,109,528	16.	BERKSHIRE HATHAWAY HOMESTATE INS	\$3,480,827
7.	LM INSURANCE CORP	\$6,378,291	17.	REPUBLIC INDEMNITY CO OF AMERICA	\$3,352,987
8.	ACE AMERICAN INSURANCE CO	\$6,327,465	18.	AIU INSURANCE CO	\$3,212,960
9.	AMERICAN INTERSTATE INSURANCE CO	\$4,958,285	19.	OLD REPUBLIC INSURANCE CO	\$3,193,790
10.	LIBERTY INSURANCE CORP	\$4,202,146	20.	ZURICH AMERICAN INSURANCE CO	\$2,791,896
				<b>TOTAL</b>	<b>\$137,309,115</b>



# Alaska Workers' Compensation Board

## Active Alaska Self-Insured Employers

Active Alaska Self-Insured Employers	Start Date of Self-Insurance	Active Alaska Self-Insured Employers	Start Date of Self-Insurance
Alaska Air Group, Inc.	5/1/1980	Fred Meyer Stores, Inc.	10/1/1996
Alaska Railroad Corp.	7/1/1996	GCI Holdings, LLC	12/31/2017
Alyeska Pipeline Service Co.	7/1/1983	Harnish Group Inc.	5/1/2005
Anchorage School District	6/1/2004	Kenai Peninsula Borough & School District	2/16/1992
Arctic Slope Regional Corp.	6/1/2005	Matanuska-Susitna Borough	8/15/2008
Bristol Bay Area Health Corporation	2/1/2005	Matanuska-Susitna School District	7/1/1994
Chevron Corporation	5/12/1999	Municipality of Anchorage	1/1/2004
Chugach Electric Assn. Inc.	1/1/2014	PeaceHealth Networks	7/2/2020
City & Borough of Juneau	4/1/2004	Providence Health System – WA	4/1/1995
Costco Wholesale Corp.	9/3/1999	State of Alaska	11/24/2003
Fairbanks North Star Borough & School District	7/1/1977	University of Alaska	2/1/2004
Federal Express Corp.	10/10/1990		



# Alaska Workers' Compensation Board

## Total Benefits Paid by Top Ten Self-Insured Employers

Self-Insured Employer	Medical	Indemnity (TTD, TPD, PPI, PTD)	Death	Reemployment	Legal	Other (EE Penalty, SIF, Interest)	Total	% To Total Benefits
STATE OF ALASKA	\$7,849,756	\$5,066,408	\$687,559	\$646,427	\$2,103,879	\$228,183	\$16,582,211	7.8%
MUNICIPALITY OF ANCHORAGE	\$4,401,945	\$2,202,651	\$174,419	\$72,052	\$198,263	\$60,196	\$7,109,528	3.3%
ARCTIC SLOPE REGIONAL CORP	2,056,144	1,552,490	\$35,549	\$159,918	\$230,469	\$43,998	\$4,078,569	1.9%
ALASKA AIRLINES GROUP	\$2,228,076	\$1,207,138	\$104,577	\$142,446	\$235,571	\$33,947	\$3,951,755	1.8%
PROVIDENCE HEALTH SERVICES	\$2,168,739	\$1,133,486	\$39,664	\$81,515	\$344,408	\$40,586	\$3,808,398	1.8%
ANCHORAGE SCHOOL DISTRICT	\$1,960,809	\$494,064	\$11,950	\$70,252	\$215,640	\$27,327	\$2,780,042	1.3%
UNIVERSITY OF ALASKA	\$1,145,174	\$395,901	\$-	\$33,488	\$30,152	\$15,345	\$1,620,059	0.8%
FAIRBANKS NORTH STAR BORO & SD	\$1,284,582	\$128,035	\$-	\$36,264	\$90,835	\$2,928	\$1,542,644	0.7%
CITY & BOROUGH OF JUNEAU	\$898,051	\$378,809	\$-	\$20,287	\$55,688	\$10,277	\$1,363,111	0.6%
KENAI PENINSULA BORO & SD	\$821,289	\$474,102	\$-	\$-	\$42,555	\$16,759	\$1,354,706	0.6%
<b>Total</b>							<b>\$44,191,023</b>	



# Alaska Workers' Compensation Board

## Loss Cost Distribution

Total loss costs were \$187.8 million in 2024 compared to \$182.8 million in 2023 and \$173.9 million in 2022.

Year	Total Loss Costs	% Change
2024	\$187,753,823	2.69%
2023	\$182,842,584	5.14%
2022	\$173,897,723	4.51%
2021	\$166,396,179	-7.83%
2020	\$180,527,315	-9.49%
2019	\$199,464,202	1.05%
2018	\$197,391,502	-2.56%
2017	\$202,583,520	-4.28%
2016	\$211,644,587	-5.79%
2015	\$224,645,071	1.68%
2014	\$220,938,561	-7.00%



“Loss Costs” = medical and indemnity benefit costs only. Indemnity includes TTD, TPD, PPI, PTD and Death benefits..

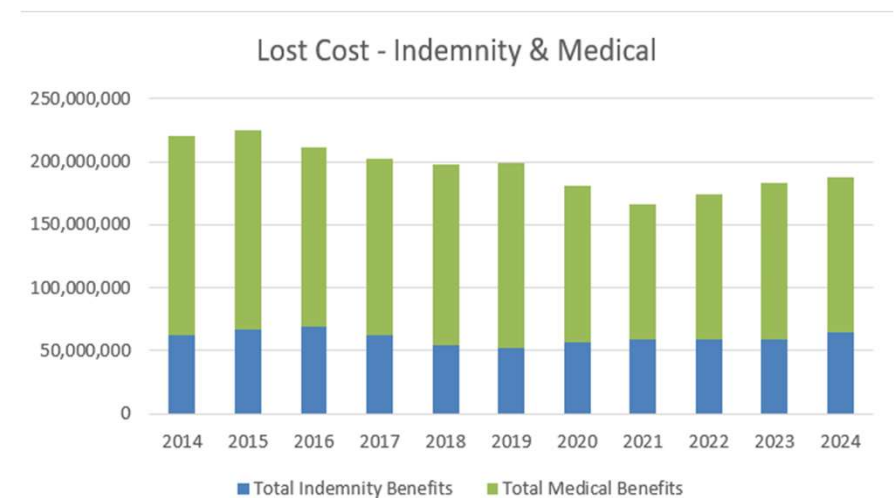
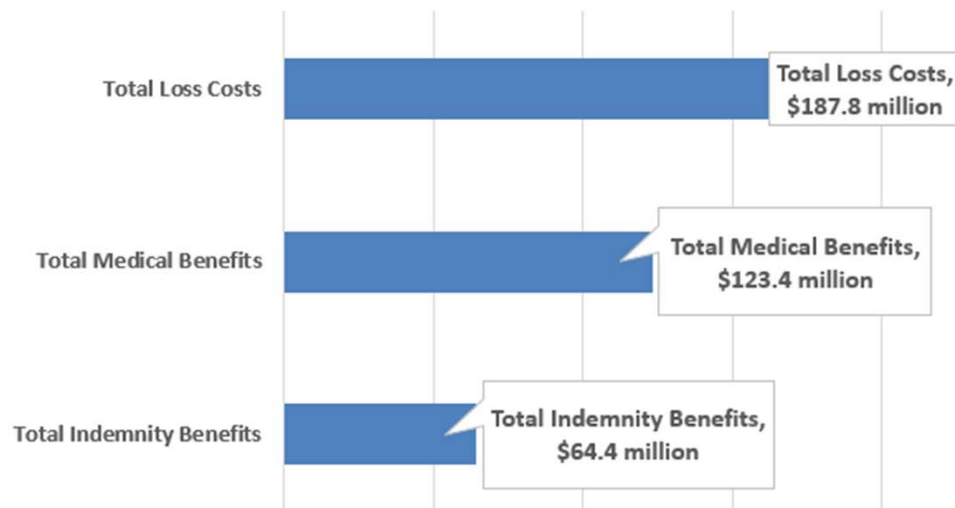


# Alaska Workers' Compensation Board

## Loss Cost Distribution

Indemnity loss costs were \$64.4 million in 2024 and 34.29% of total loss costs. This compares to \$58.4 million in 2023 and 31.94% of total loss costs.

Medical loss costs were \$123.4 million in 2024 and 65.71% of total loss costs. This compares to \$124.4 million in 2023 and 68.06% of total loss costs.



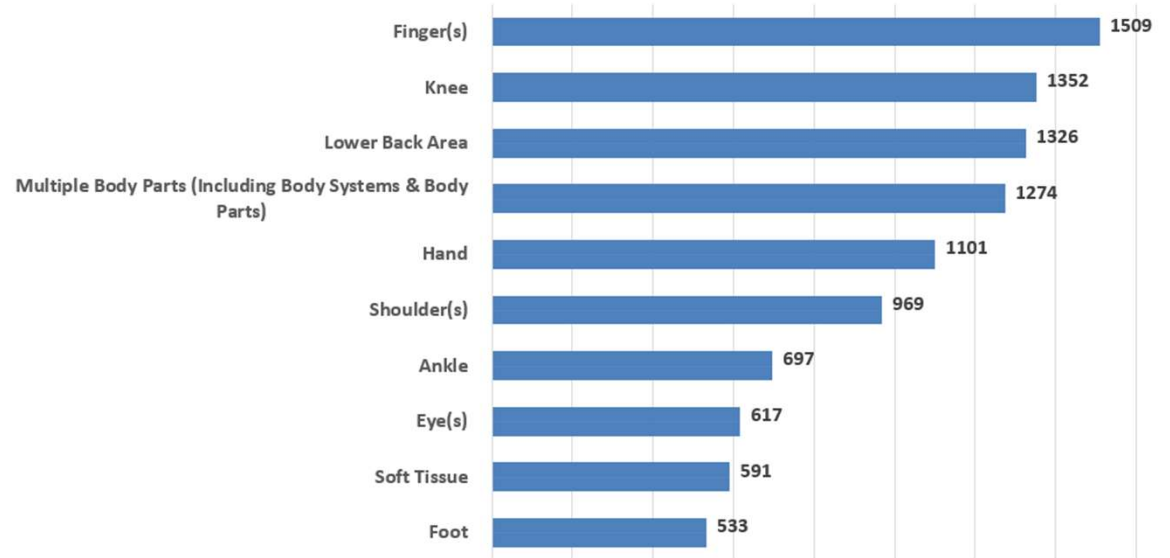
“Loss Costs” = medical and indemnity benefit costs only. Indemnity includes TTD,TPD,PPI,PTD and Death benefits..



# Alaska Workers' Compensation Board

## Top Ten Injuries by Body Part

	Body Part Injured	Cases	% *
1.	Finger(s)	1,509	8.9%
2.	Knee	1,352	8.0%
3.	Lower Back	1,326	0.08%
4.	Multiple Body Parts (including Body Systems & Body Parts)	1,274	0.08%
5.	Hand	1,101	0.07%
6.	Shoulder(s)	969	0.06%
7.	Ankle	697	0.04%
8.	Eye(s)	617	0.04%
9.	Soft Tissue	591	0.03%
10.	Foot	533	0.03%
	Total	9,969	59% *



\*Percentage to total injury cases reported in 2024, 16,892



# Alaska Workers' Compensation Board

## Alaska Injury Frequency

Year	Reported Injuries	Average Monthly Employment	Injury Frequency Rate
2024	16,892	298,093	5.7
2023	17,135	307,926	5.6
2022	17,956	298,762	6.0
2021	16,470	289,946	5.7
2020	14,985	281,976	5.3
2019	17,075	308,796	5.5
2018	17,694	306,211	5.8
2017	18,396	312,886	6.0
2016	18,555	316,979	6.0
2015	19,909	323,619	6.3
2014	18,686	321,874	5.9

In 2024, 16,892 injury cases were reported resulting in an Alaska injury frequency rate per 100 employees of 5.7%.

Based on Department of Labor & Workforce Development, Research and Analysis Section data of estimated statewide average monthly employment totaled 313,630 in 2024, compared to 323,129 in 2023, 313,765 in 2022, and 305,004 in 2021.

Excluding federal employees, the number of workers covered under the Alaska Workers' Compensation Act in 2024 was approximately 298,093 a decrease of 3.19% from 307,926 in 2023.

Reports of injuries and average employment less Federal wages decreased in 2024.

Injury frequency rate = Reported Cases of Injury/ Statewide Average Monthly Employment (less Federal wages)\*100.

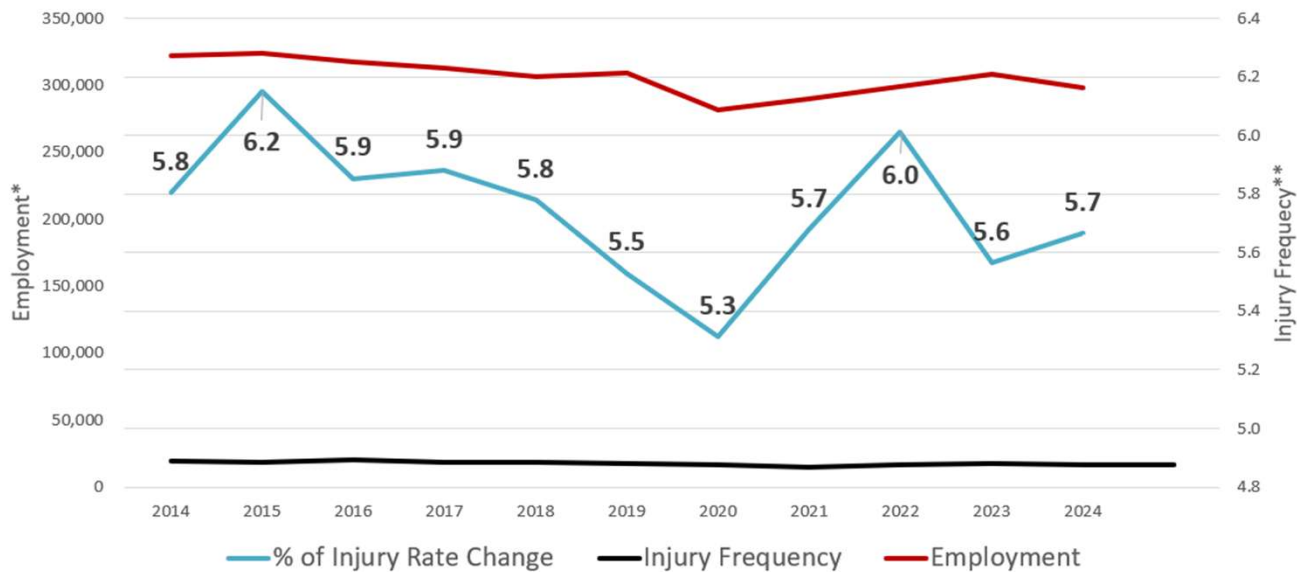


# Alaska Workers' Compensation Board

## Alaska Injury Frequency

↓ Employment in Alaska

↑ Alaska Injury Frequency

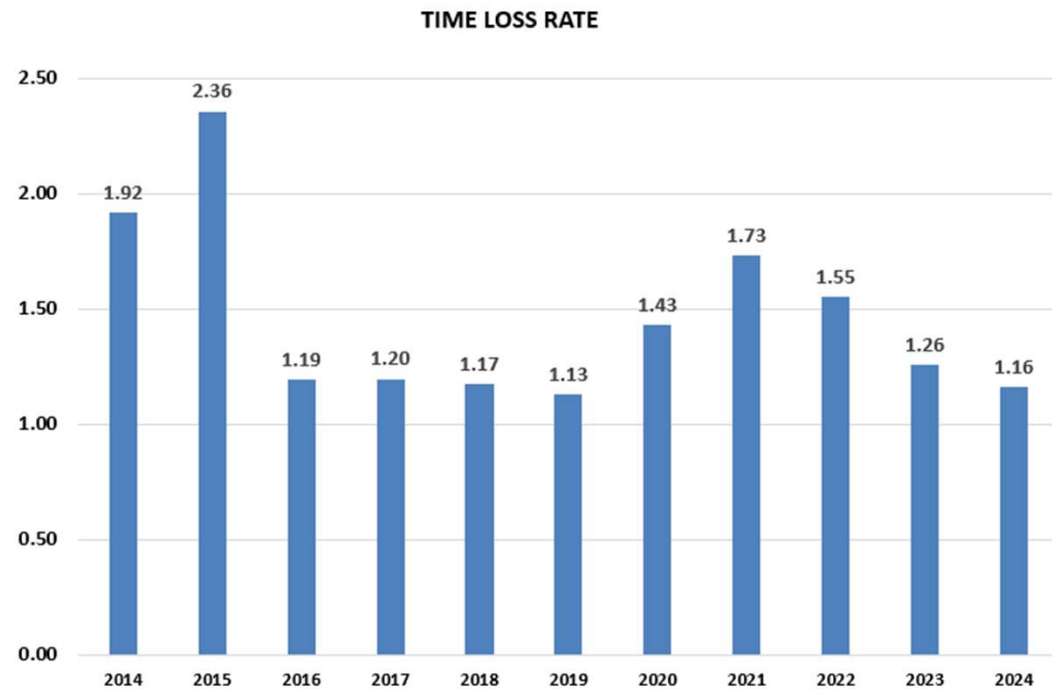




# Alaska Workers' Compensation Board

## Time Loss Rate

Year	Alaska Average Employment	Time Loss Cases	Rate
2024	298,093	3,457	1.16
2023	307,926	3,867	1.26
2022	298,762	4,637	1.55
2021	289,946	5,018	1.73
2020	281,976	4,037	1.43
2019	308,796	3,488	1.13
2018	306,211	3,589	1.17
2017	312,886	3,670	1.20
2016	316,979	3,711	1.19
2015	323,619	7,467	2.36
2014	321,893	6,046	1.92



Time Loss Rate Formula: Reported time loss claims divided by the average Alaska wage times 100.



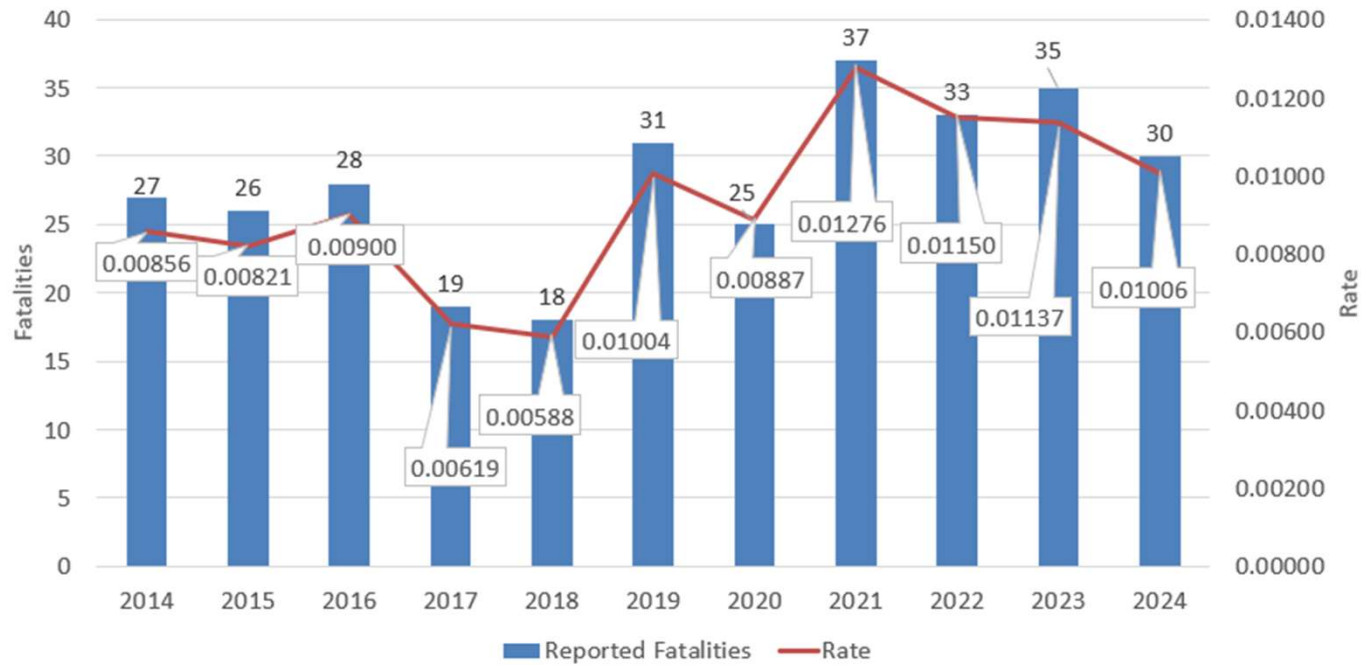
Catherine Muñoz Commissioner



# Alaska Workers' Compensation Board

## Fatality Rate

Fatality Rate = Fatalities / (average Alaska employment wage less Federal wages) \* 100

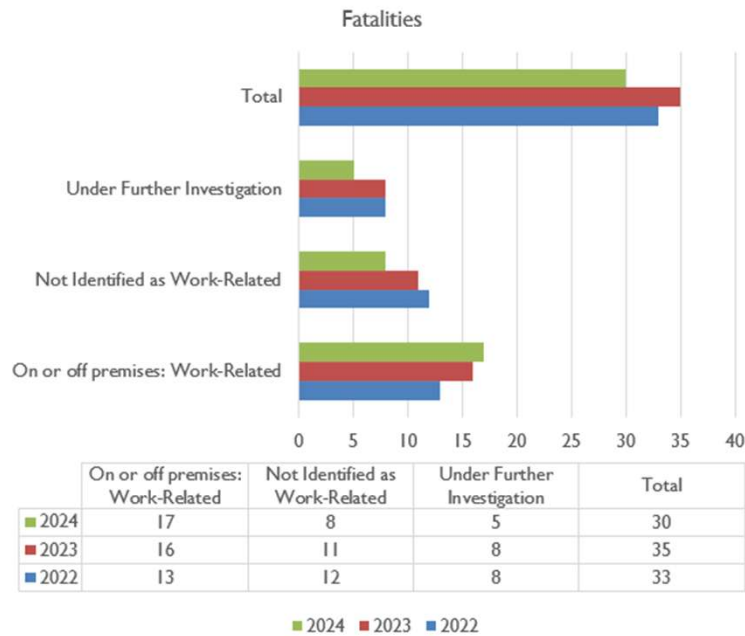




# Alaska Workers' Compensation Board

## Workplace Fatalities & Workplace Fatalities as a Result of Injury

Each year, a small number of workplace accidents result in the tragic death of workers. The number of workplace fatalities was computed using data submitted by trading partners through initial electronic data submissions to the agency.



Incident Description	Count
Fall	8
Cardiac arrest	5
Passed, not caused by injury	4
Found passed away	3
Plane Crash	2
Struck by Equipment/Vehicle	2

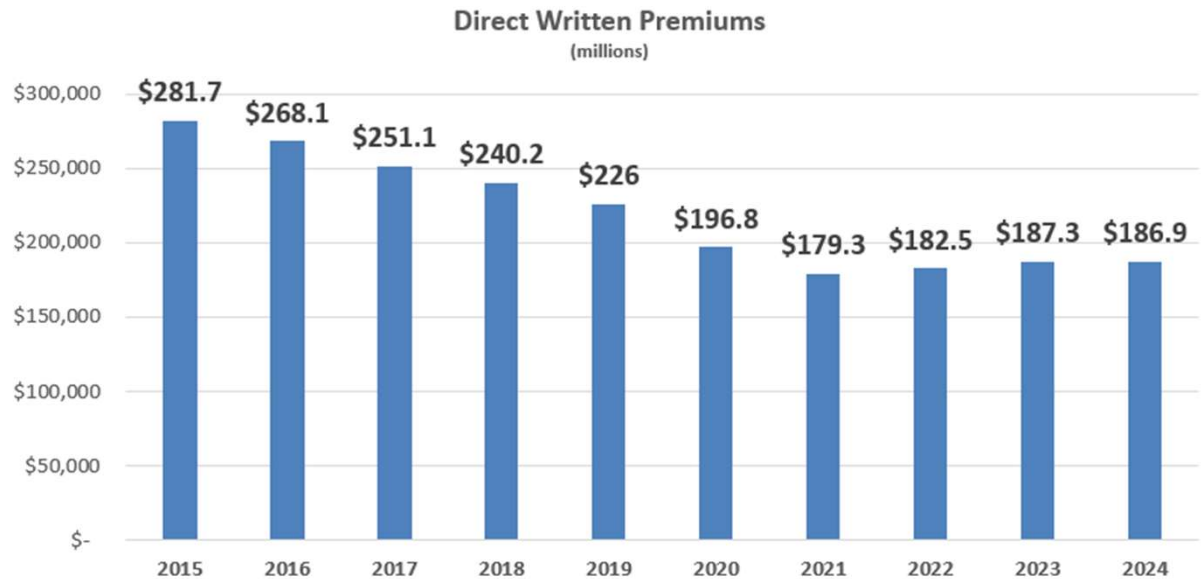


# Alaska Workers' Compensation Board

## Alaska Direct Written Premiums

Calendar Year	Direct Written Premiums * (000s)
2024	\$186,914
2023	\$187,269
2022	\$182,521
2021	\$179,252
2020	\$196,813
2019	\$225,954
2018	\$240,150
2017	\$251,110
2016	\$268,052
2015	\$281,738

As mentioned earlier in this report, a decrease in projected premium costs is expected for 2025.



\*Based on The Division of Insurance calendar year reconciliation reports for Workers' Compensation Service Fee collection.



# Alaska Workers' Compensation Board

## Alaska Direct Written Premiums

Under regulatory order no R24-03, on August 15, 2024, the Division of Insurance received and approved the 2025 Alaska Workers' Compensation filing for Voluntary Loss Costs and Assigned Risk Rates from the National Council on Compensation Insurance, Inc. (NCCI), effective November 21, 2024. The filing proposed an overall 5.5% decrease in voluntary loss costs and an overall 17.6% decrease in assigned risk rates from current approved levels.



# Alaska Workers' Compensation Board

## Oregon Workers' Compensation Premium Rate Ranking By State

2024 Rank	2022 Rank	State	Index Rate	% of Study Median	2024 Rank	2022 Rank	State	Index Rate	% of Study Median
1	2	Hawaii	2.52	231%	15	17	Oklahoma	1.33	122%
2	1	New Jersey	2.16	198%	16	13	Missouri	1.31	120%
3	4	New York	1.98	182%	17	12	Minnesota	1.25	114%
4	3	California	1.86	170%	18	18	New Hampshire	1.22	112%
5	6	Vermont	1.60	147%	19	14	Iowa	1.21	110%
6	10	Connecticut	1.48	135%	<b>20</b>	<b>21</b>	<b>Alaska</b>	<b>1.16</b>	<b>106%</b>
7	8	Wisconsin	1.42	130%	21	26	Pennsylvania	1.14	105%
8	7	Wyoming	1.41	130%	22	25	South Dakota	1.13	103%
9	5	Louisiana	1.41	129%	23	29	Nebraska	1.12	103%
10	11	Rhode Island	1.38	125%	24	20	Alabama	1.11	101%
11	9	Maine	1.37	123%	25	16	Idaho	1.10	101%
12	24	Washington	1.34	123%	26	31	Georgia	1.09	101%
13	19	Illinois	1.34	123%	27	27	New Mexico	1.05	96%
14	15	Montana	1.34	122%	28	41	Colorado	1.05	96%

Courtesy of Oregon State, DCBS, Consumer & Business Services



Catherine Muñoz Commissioner



# Alaska Workers' Compensation Board

## QUESTIONS?



# Alaska Workers' Compensation Board

## 2024 Annual Report Benefits Guaranty Fund

**Velma Thomas, Administrator**



# Alaska Workers' Compensation Board

## Alaska Workers' Compensation Benefits Guaranty Fund

The Alaska Workers' Compensation Benefits Guaranty Fund was established by the Alaska Legislature in 2005 and is applicable to injuries occurring on or after November 7, 2005. The Fund was created to assist injured workers who were injured while working for an uninsured employer under the authority of AS 23.30.082

Fund revenues come from civil penalties assessed against uninsured employers.

**Staffing:**

Velma Thomas, Fund Administrator

Dawn Wilson, Collections Officer I

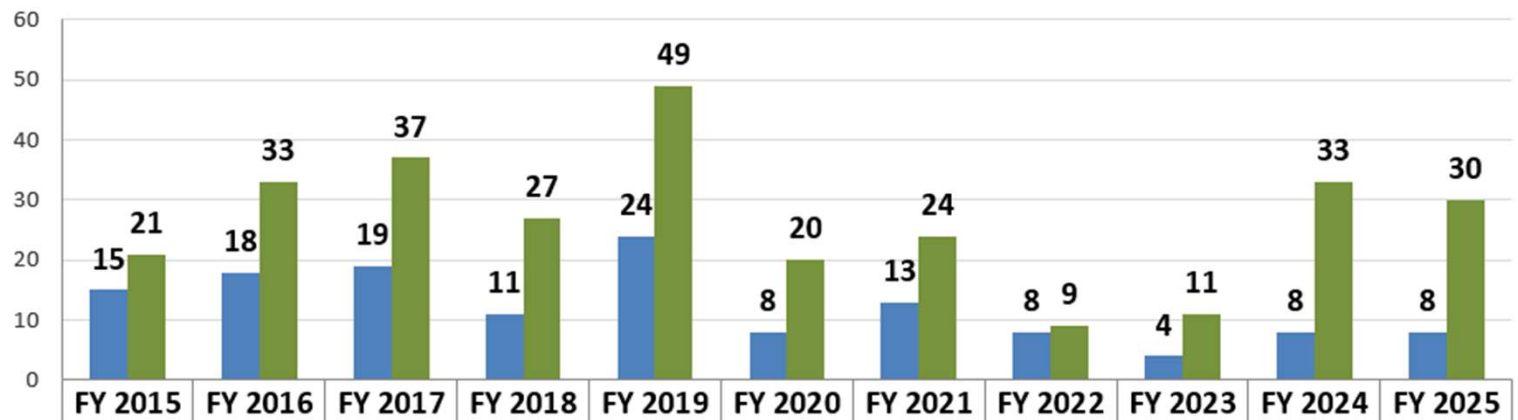


# Alaska Workers' Compensation Board

## Alaska Workers' Compensation Benefits Guaranty Fund Claim Data

In FY 2025, there were 8 claims for benefits filed against the fund compared to 8 claim filings in FY 2024. In FY 2025, there were 30 reports of uninsured injuries this compares to 33 reports of uninsured injuries in FY2024.

Claims Filed Against the Fund & Reported Uninsured Injuries



■ Claims Filed Against Fund	15	18	19	11	24	8	13	8	4	8	8
■ Reported Uninsured Injuries	21	33	37	27	49	20	24	9	11	33	30



# Alaska Workers' Compensation Board

## Alaska Workers' Compensation Benefits Guaranty Fund Potential Fund Liabilities for Open and Pending Claims

This report reflects potential liability for open & pending claims.

1. Fund paying death benefits.
2. Fund paying award for PTD benefits.
3. Pending litigation, possible award for one claim for PTD.

Fiscal Year	Total Claims Filed	Open/Pending	Liability (Incurred)	Paid by Fund	Potential Liability (reserve)	Closed/Inactive
2010 <sub>1</sub>	14	1	\$482,000	\$262,390	\$219,610	13
2012 <sub>2</sub>	33	1	\$1,407,690	\$887,164	\$520,526	32
2020	8	2	\$530,000	\$387,852	\$7,862	6
2021	13	1	\$300,000	\$115,037	\$184,963	14
2022	8	5	\$111,000	\$10,894	\$100,106	3
2023 <sub>3</sub>	4	4	\$1,092,500	\$0.00	\$1,092,500	0
2024	8	6	\$1,036,000	\$115,327	\$920,673	2
2025	8	8	\$505,000	\$4,976	\$500,024	0
<b>Total</b>			<b>\$5,464,190</b>	<b>\$1,783,640</b>	<b>\$3,546,264</b>	<b>70</b>



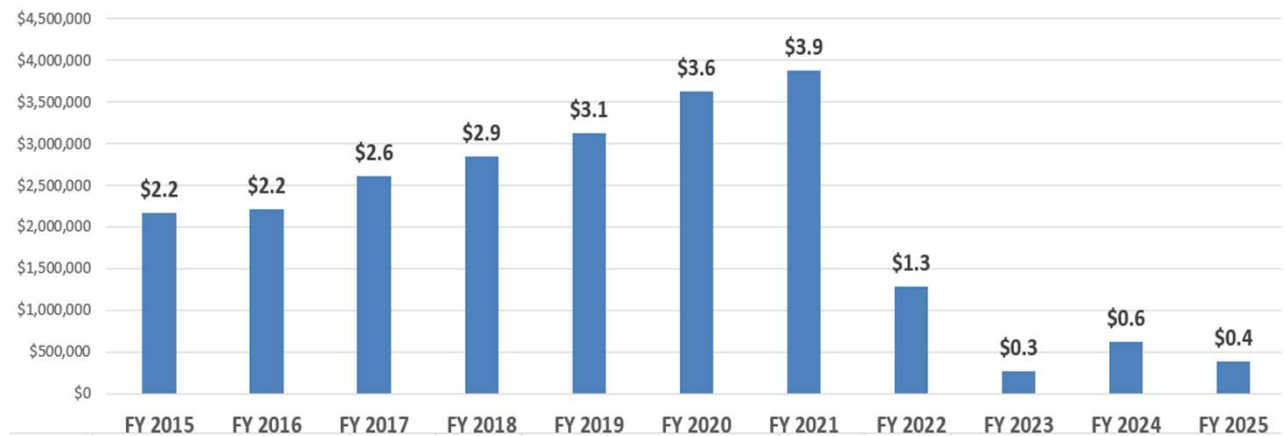
# Alaska Workers' Compensation Board

## Benefits Guaranty Fund Fund Balance

Fiscal Year	Balance	% of Change
2025	\$378,377	-39.0%
2024	\$621,177	131.7%
2023	\$268,091	-79.0%
2022	\$1,277,363	-67.1%
2021	\$3,886,050	7.2%
2020	\$3,626,699	15.9%
2019	\$3,130,438	9.8%
2018	\$2,852,200	8.9%

For FYE 2025, fund balance was \$378,377.

Decrease for FY 2021, FY 2022, and FY 2023 was \$3.1 million, 1.3 million and \$268,091, respectively attributed to sweeps into the unassigned repayment of the Constitutional Budget Reserve Fund (CBRF). There are no provisions to move funds back into designated accounts.





# Alaska Workers' Compensation Board

## Benefits Guaranty Fund Revenues

Fiscal Year	2023	2024	2025
Civil Penalty - Settlement	\$593,388	\$280,211	\$338,395
Civil Penalty - Stipulation	\$104,451	\$56,787	\$143,500
Civil Penalty – D&O	\$27,157	\$134,724	\$24,861
BGF – Uninsured Employer Reimbursement	\$58,105	\$40,200	\$30,525
Judgments	\$77,886	\$55,813	\$50,313
Sub Total	\$860,987	\$567,735	\$587,645
<b>Total Revenues after line adjustments (NSF Checks, GeFonsi, Other)</b>	<b>\$1,098,130</b>	<b>\$582,782</b>	<b>\$617,739</b>
% from Civil Penalties – Before adjustments	84%	83%	87%
% from Employer Reimbursement – Before adjustments	7%	7%	5%
% from Judgments – Before adjustments	9%	10%	8%

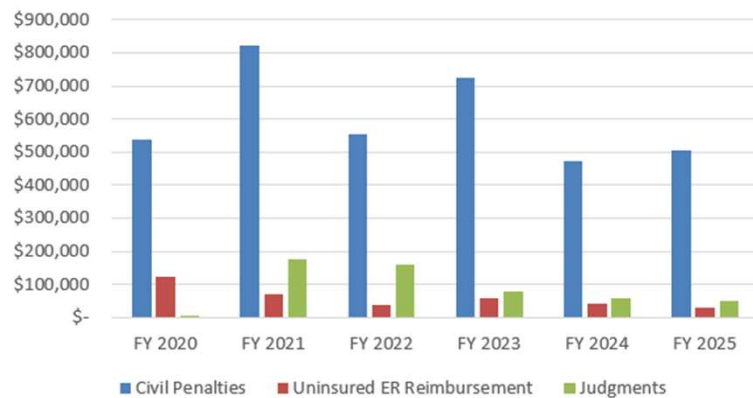
- FY 2023 Adjustments**
  - Add supplemental line increase of \$221,400
  - Add GeFonsi \$29,450
  - Minus NSF Fees \$10,807
  - Minus Refund \$2,674
  - Minus Admin Fee \$225
- FY 2024 Adjustments**
  - Add GeFonsi \$21,617
  - Minus Admin Fee \$221
  - Minus NSF Fees \$5,050
  - Minus Refund \$1,299
- FY 2025 Adjustments**
  - Add GeFonsi \$33,467
  - Minus NSF Fees \$1,150
  - Minus Refund \$2,223



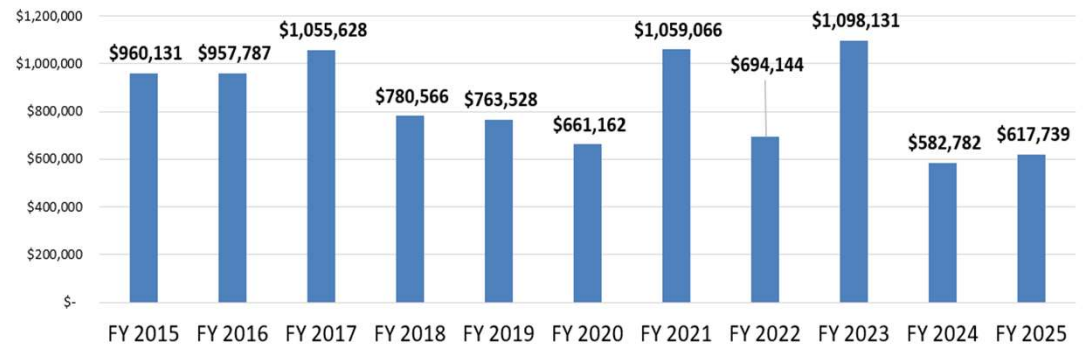
# Alaska Workers' Compensation Board

## Benefits Guaranty Fund Revenues

Revenue Before Adjustments



Revenues After Adjustments





# Alaska Workers' Compensation Board

## Benefits Guaranty Fund Expenditures

For FY 2023, 2024, and 2025 total expenditures include line adjustment for approved line increase and encumbered monies.

FY 2023 – Line adjustment of \$83,442.

FY 2024 – Encumbered monies to pay benefits in FY 2025.

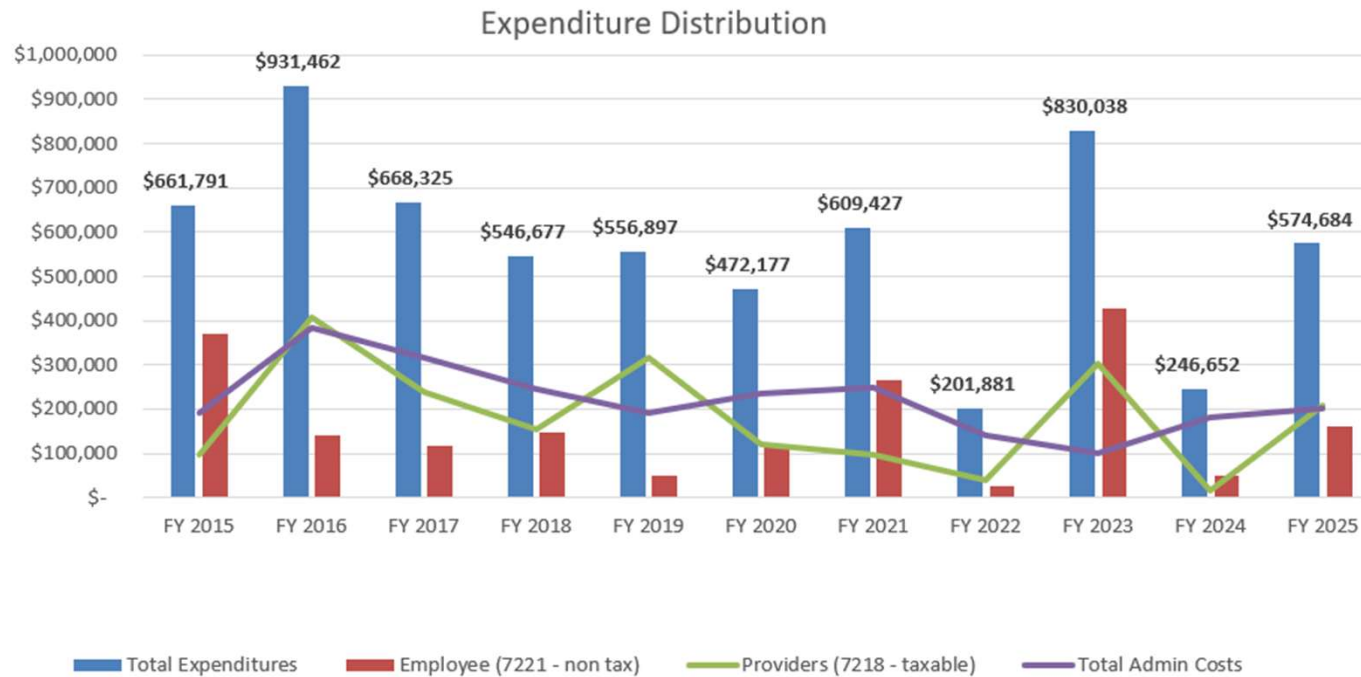
FY 2025 – Paid \$239,179 from FY 2024 encumbered funds.

Expenditure Detail	FY 2022	FY 2023	FY 2024	FY 2025
# of Employees Receiving Benefits	5	8	5	12
<b>Benefit Payment by Type</b>				
Indemnity Costs	\$17,264	\$293,616	\$34,168	\$122,377
Medical Costs	\$22,658	\$163,728	\$28,926	\$126,417
Reemployment Costs	\$22,237	\$14,778	\$1,875	\$2,250
Employee Legal Costs	\$0	\$169,456	\$0	\$80,731
<b>Total Employee Benefit Costs</b>	<b>\$62,642</b>	<b>\$728,742</b>	<b>\$64,969</b>	<b>\$372,045</b>
Administration Costs	\$139,239	\$184,739	\$181,682	\$202,639
<b>Total Expenditures</b>	<b>\$201,881</b>	<b>\$830,039</b>	<b>\$246,651</b>	<b>\$574,684</b>
% of EE Benefit Payments to Total Costs	31%	88%	26%	65%
% of Admin. Costs to Total Costs	69%	22%	74%	35%



# Alaska Workers' Compensation Board

## Benefits Guaranty Fund Expenditures





# Alaska Workers' Compensation Board

## QUESTIONS?



# Alaska Workers' Compensation Board

## 2024 Annual Report Second Injury Fund

**Velma Thomas, Administrator**



Catherine Muñoz Commissioner

55

April 1, 2026



# Alaska Workers' Compensation Board

## Second Injury Fund

Established in 1959, the Second Injury Fund is a dedicated fund that provides a system of reimbursement to the employer of a person with a qualifying pre-existing condition. The fund was established to remove obstacles to the employment of the disabled. It is meant to provide a financial incentive to encourage employers to hire or retain physically impaired workers. The SIF also distributes the risk and cost of employing the disabled equally among all employers.

Revenue is collected from each insurer, adjuster, and uninsured employer every March 1<sup>st</sup>, when they file their annual reports. They must pay a percentage of annual compensation payments.

**The workers' compensation reforms passed by the State of Alaska Legislature on May 11, 2018 (SCS CSHB 79(FIN)) provided for the closure of the Second Injury Fund. The Department of Labor and Workforce Development shall continue to administer the Second Injury Fund and payment of its remaining liabilities.**

Authority: AS 23.05.067, AS 23.30.040, 23.30.155, AS 23.30.205 & 8 AAC 45.136

Staffing:

Velma Thomas, Fund Administrator

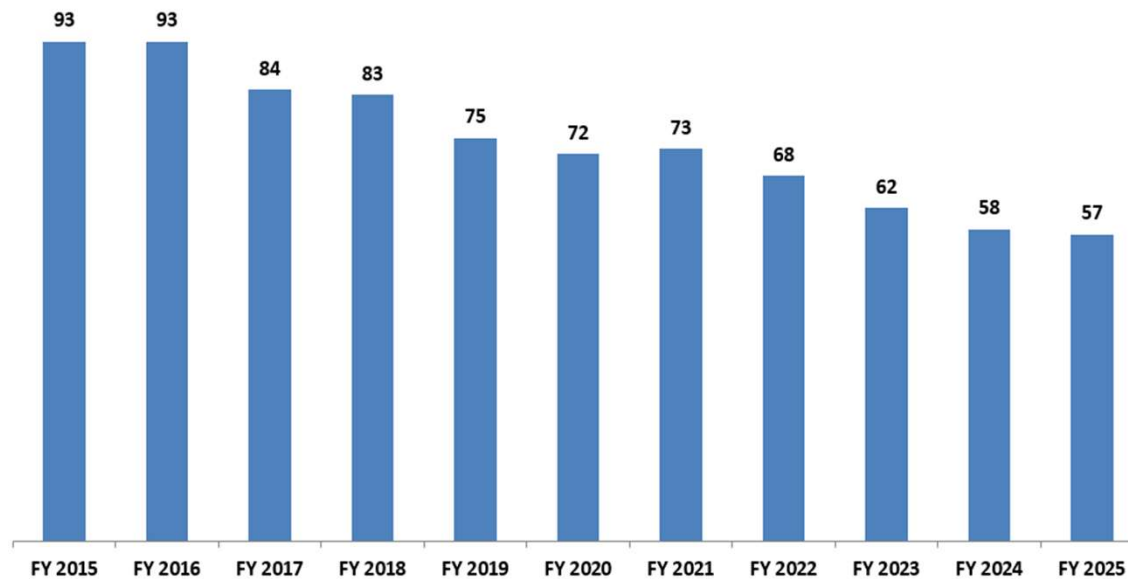
Ted Burkhardt, Workers' Compensation Officer I



# Alaska Workers' Compensation Board

## Second Injury Fund Claim Data – Open Claims

Ongoing Claims



At the end of FY 2025, there were 57 on going claims. Benefits were paid on 55 claims.

Settlement Liquidations: 1

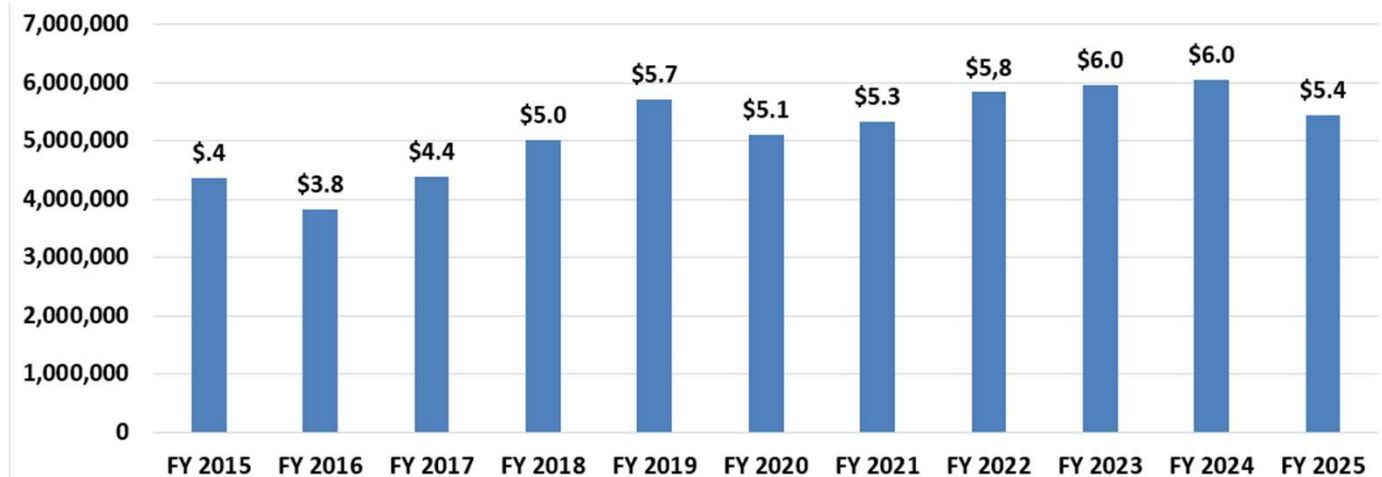


# Alaska Workers' Compensation Board

## Second Injury Fund Fund Balance

Fiscal Year	Balance	% of Change
2025	\$5,449,573	-9.9%
2024	\$6,048,876	1.6%
2023	\$5,951,037	2.0%
2022	\$5,833,430	9%
2021	\$5,328,646	5%
2020	\$5,092,860	-11%

For FY 2025, fund balance decreased by \$599,303, a 9.9% decrease from prior year.

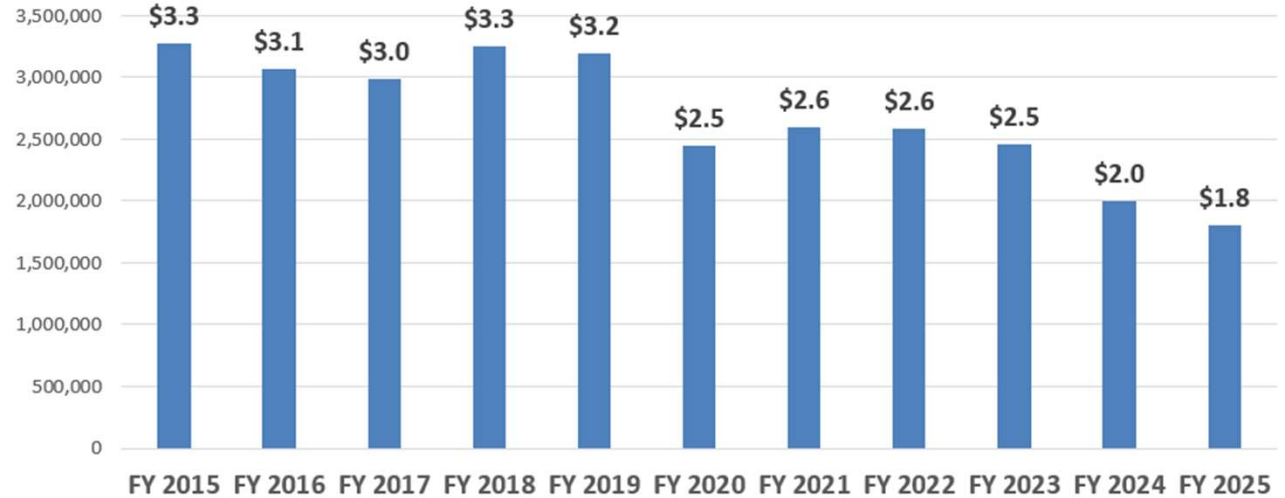




# Alaska Workers' Compensation Board

## Second Injury Fund Revenues & Expenditures

Fiscal Year	Revenues
2025	\$1,806,174
2024	\$1,999,079
2023	\$2,456,080
2022	\$2,591,282
2021	\$2,593,928
2020	\$2,452,494

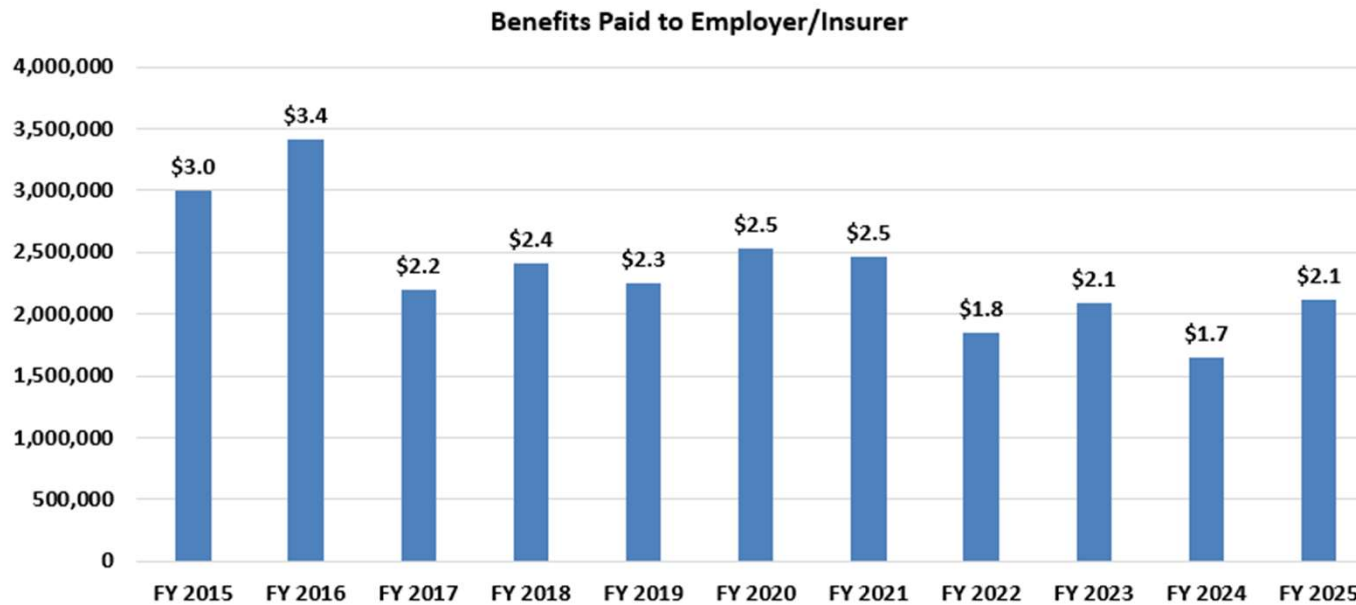


For FY 2025, expenditures totaled \$2,405,477. Expenditures exceeded revenues in the amount of \$599,303. Administration costs totaled \$287,729 or 12.0% of total expenditures and Grant payments totaled \$2,117,749.



# Alaska Workers' Compensation Board

## Second Injury Fund Reimbursement Benefits Paid to Employer or Insurer





# Alaska Workers' Compensation Board

## Second Injury Fund

Reimbursement Benefits Paid to Employer or Insurer  
Top Ten and Type

Rank	Insurer/Self-Insurer	Amount
1	Commerce & Industry	\$395,426
2	State of Alaska	\$386,012
3	Municipality of Anchorage	\$141,647
4	Alaska Timber Ins Exchange	\$132,100
5	Ace American	\$130,126
6	Indemnity Ins Co of NA	\$130,000
7	Alaska National	\$120,192
8	Arctic Slope Regional Corp	\$84,454
9	National Union Fire Ins	\$65,705
10	Industrial Ind – AIGA	\$59,155

For FY 2025, top ten reimbursement payments totaled \$1.6 million.

#	Type	Amount	%
15	Market Insurers	\$1,253,099	59%
11	Self-Insured Employers	\$864,650	41%
26	Total	\$2,117,749	



# Alaska Workers' Compensation Board

## QUESTIONS?



Catherine Muñoz Commissioner

62

April 1, 2026



# Alaska Workers' Compensation Board

## 2024 Annual Report Special Investigation Unit

Michele Wall-Rood, Chief Investigator



# Alaska Workers' Compensation Board

## Special Investigation Unit

- Established by Alaska Legislature in 2005 – AS 23.30.280
- Part of Overall Division Budget
- Staffing:
  - Michele Wall-Rood, Chief Inv. – Anchorage (10/2021)
  - Christine Christensen, Inv. 3 – Anchorage (10/2007)
  - Wayne Harger, Inv. 3 – Fairbanks (4/2011)
  - Dave Price, Inv. 3 – Juneau (3/2014)
  - Julie Milazzo, Inv. 3 – Anchorage (2/2022)
  - Vacant, Inv. 2 (7/2024)
  - Marie Dagon, WC Technician – Anchorage (4/2024)



# Alaska Workers' Compensation Board

## Mission and Core Values

- **SIU – Dedicated, Responsible, Diligent, and Resilient**
- **Mission Statement:** The SIU is dedicated to enforcing compliance with the Alaska Workers' Compensation Act. The SIU conducts thorough and fair fraud investigations, holds violators accountable, and strives to prevent uninsured injuries through proactive public education.
- **Core Values:**
  - **Integrity** – We act with honesty, honor, impartiality, fairness, and transparency. We never compromise the truth.
  - **Respect** – We treat others with dignity and compassion. We operate in the spirit of cooperation with our fellow team members, our colleagues inside and outside the state, and our community. We embrace diversity and each other's unique talents.
  - **Dedication/Commitment** – We serve the people of Alaska by going above and beyond while staying within the scope of our own division duties and program boundaries.
  - **Accountability** – We are each responsible for our words, our actions, and our results. We pursue excellence.
  - **Family** – We support each other in creating an exceptional work environment and encourage a healthy work-life balance.



# Alaska Workers' Compensation Board

## Challenges

- Criminal Fraud Prosecution
- Employers without Records
- Legal Opinions
- Tech Support (ICERS)
- Proactive Outreach
- Caseloads
- Staffing (Quantity, not Quality)
- Recruiting Issues



# Alaska Workers' Compensation Board

## Achievements

- 99 Settlements, Six Decisions & Orders
- Continued Multi-Agency Collaboration
  - Financial Crimes Task Force, Environmental Crimes Task Force
  - Local and State Law Enforcement Agencies
  - Labor Standards & Safety (AKOSH, Wage & Hour)
  - Trainings held for Homeland Security Investigations, Wage and Hour, DHSS Assisted Living Home Orientations, and the 42<sup>nd</sup> Annual Governor's Safety Conference
  - 158 Onsite Visits to Businesses
- 599 FTI Investigations worked – 424 Opened/465 Closed



# Alaska Workers' Compensation Board

## Fraud Hotline and Email Tips

	FY2023	FY2024	FY2025	YTD 1st Quarter FY2026 (7/1/2025 - 9/30/2025)
<b>Total Fraud Tip Calls and Emails</b>	152	105	126	50
<b>Claimant/Injured Worker Tips</b>	19	16	15	6
<b>Employer Tips</b>	73	25	26	21
<b>Care Providers</b>	2	0	3	0
<b>Attorneys/Non-Attorney Reps</b>	1	1	0	0
<b>Insurance Companies/Agents</b>	3	6	0	1
<b>Fish Fund Claimants</b>	0	0	0	0
<b>Law Enforcement Agency Assist Requests</b>	52	57	81	22
<b>Other/Non-Related</b>	2	0	1	0



# Alaska Workers' Compensation Board

## Failure to Insure Fraud Investigations

ACTIVITY	FY2023	FY2024	FY2025	Year-to-Date First Quarter FY2026
Pending Cases Carried Forward	105	107	175	140
New Cases Opened	388	380	424	111
Cases Closed	386	313	465	129
Total Cases Worked	493	487	599	251
Petitions	114	95	98	17
Pre-Hearings Attended	125	124	139	12
Compliance Reviews	307	420	426	950
Compliance Checks	2359	4200	6150	(Combined above)
Public Inquiries	259	332	363	68
Formal Hearings	4	5	6	1
Stop Work Orders	1	5	0	0
Warning Letters	44	37	63	19
Investigation Only	205	197	277	67
Settlements Paid in Full	112	58	78	18
Settlements with Payment Plans	3	3	21	4
Percentage Closed in 6 Months	83% (321 of 386)	77.036% (242 of 313)	81% (378 of 465)	71% (91 of 129)
Total Penalties	\$1,081,037.96	\$924,922.74	\$915,655.51	\$365,951.48
Total Discounts	\$183,697.40	\$74,326.70	\$145,549.90	\$71,487.66
Total Suspensions	\$279,988.72	\$284,222.71	\$159,576.42	\$110,012.55
Total Payable	\$617,351.84	\$566,373.33	\$610,529.19	\$184,451.27
Uninsured Injuries	11	33	30	2
Interagency Referrals	24	17	37	13



# Alaska Workers' Compensation Board

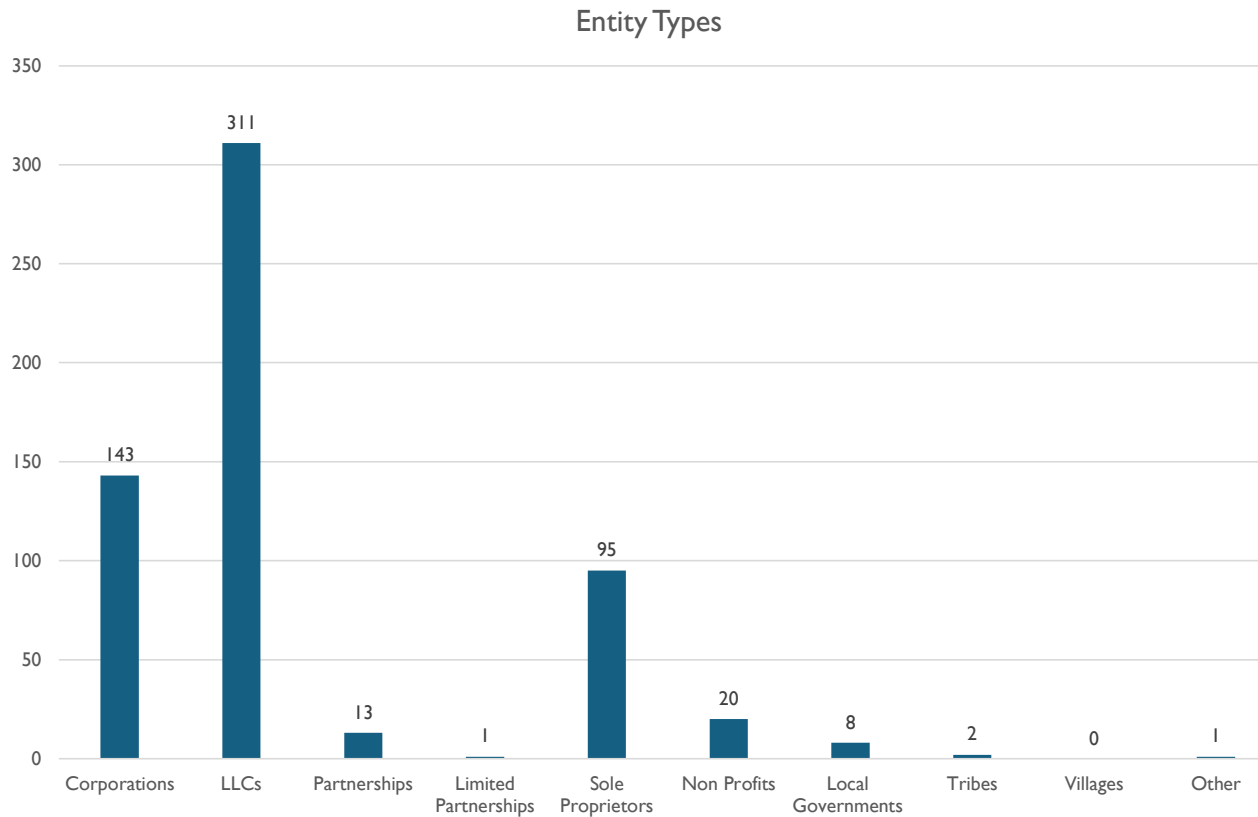
## Failure to Insure FY2025

Investigations Opened/Re-Opened	Investigations Closed	Uninsured Injury Referrals Received	Uninsured Injuries Confirmed	Employers With Uninsured Injuries Petitioned	
424	465	30	8	2	
FY2025	Assessed By	Total Assessed	Discounted	Suspended	Ordered to Pay
	99 Settlements (21 with payment plans)	\$915,655.51	\$145,549.90	\$159,576.42	\$610,529.19
	6 Decisions & Orders (All Final)	\$81,314.57	n/a	\$10,693.96	\$70,620.61
	<b>TOTALS</b>	<b>\$996,970.08</b>	<b>\$145,549.90</b>	<b>\$170,270.38</b>	<b>\$681,149.80</b>



# Alaska Workers' Compensation Board

## Industry Data for FTI Investigations

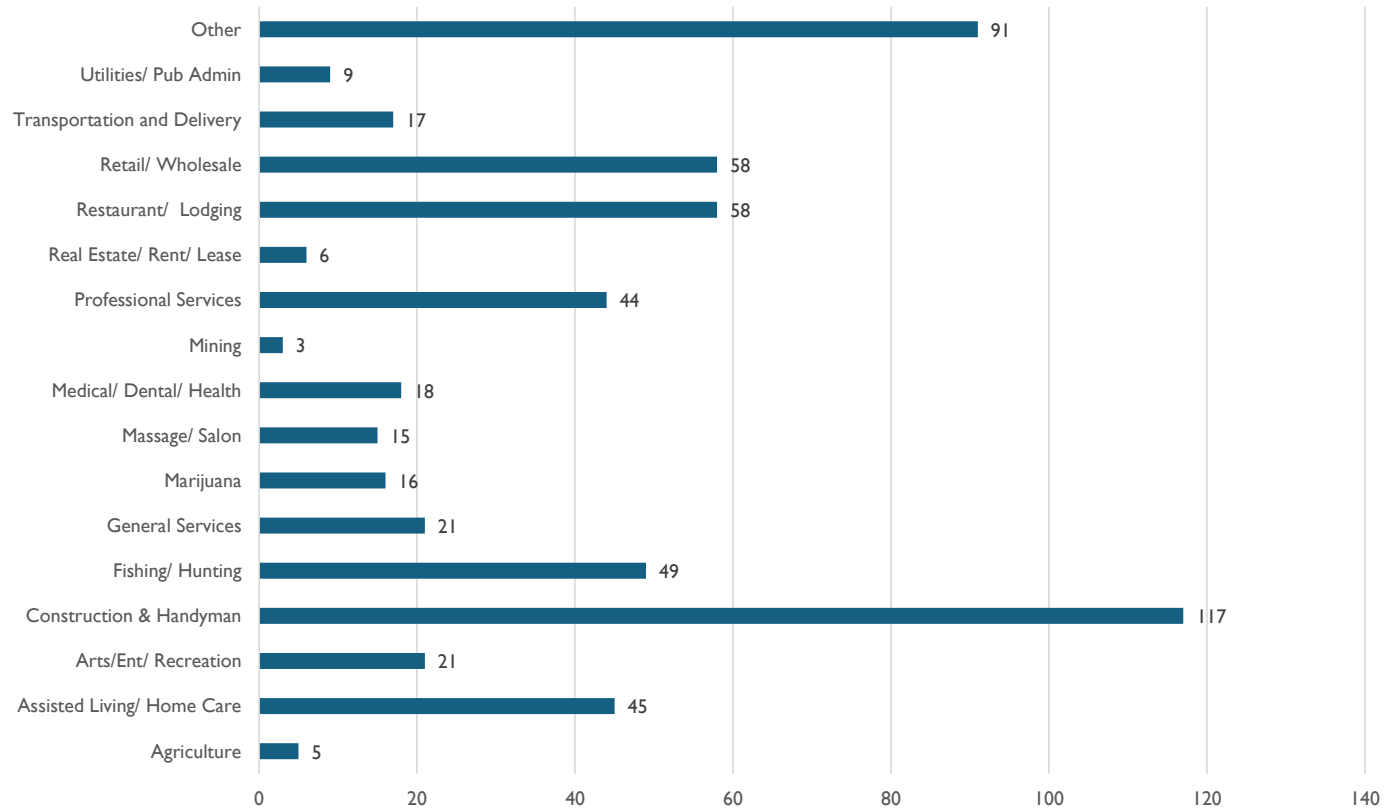




# Alaska Workers' Compensation Board

## Industry Data for FTI Investigations

Represented Industries

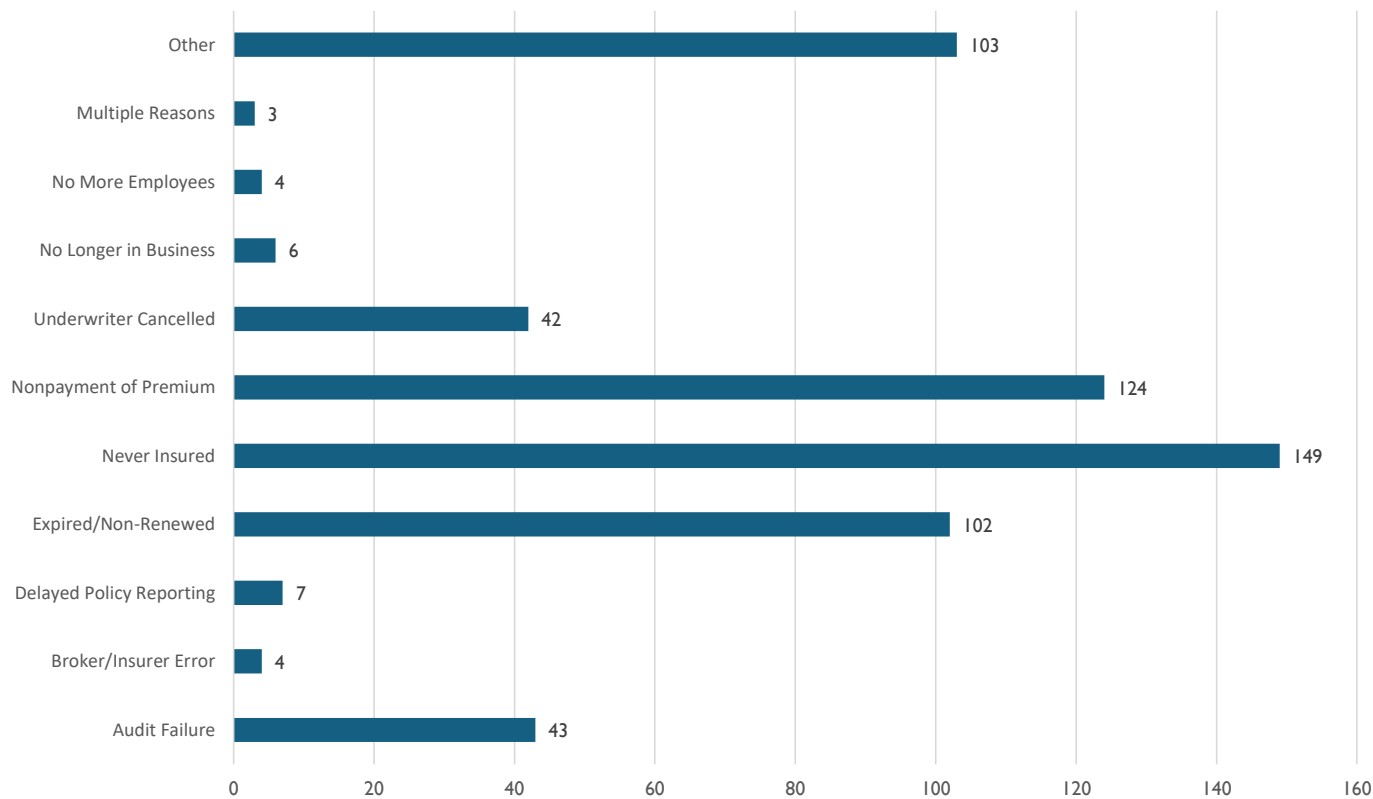




# Alaska Workers' Compensation Board

## Industry Data for FTI Investigations

Lapse Reasons

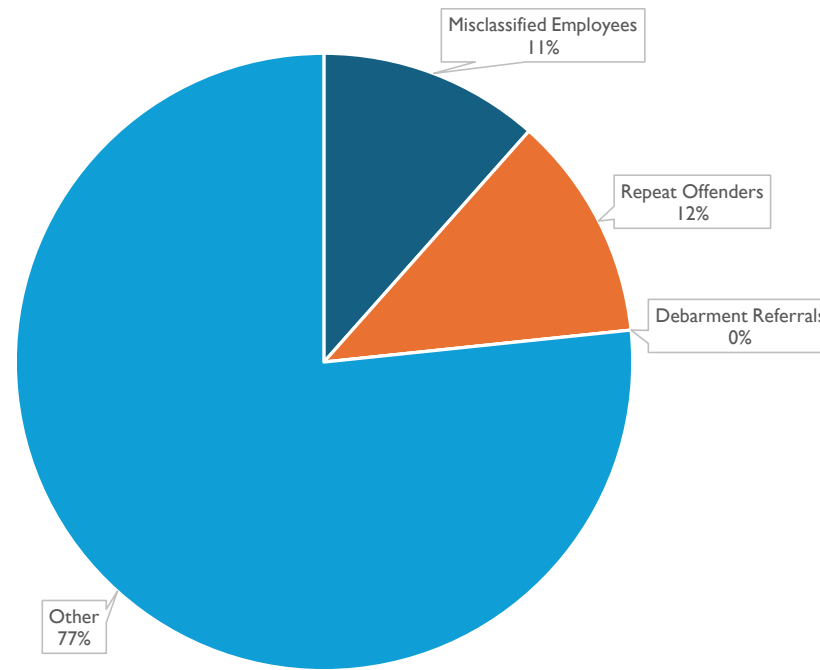




# Alaska Workers' Compensation Board

## Industry Data for FTI Investigations

Misclassified/Repeat Offenders/Debarment Referrals



■ Misclassified Employees ■ Repeat Offenders ■ Debarment Referrals ■ Other



# Alaska Workers' Compensation Board

## Current Goals/Priorities

- Staffing Level Commensurate with Workload
- Target Realistic Six-Month Case Resolution Percentage
- Continued Collaborative and Multiple-Agency Joint Investigations
- Targeted, Proactive, and Collaborative Engagement with other Agencies and Employers



# Alaska Workers' Compensation Board

**QUESTIONS?**



# Alaska Workers' Compensation Board

## 2024 Annual Report Reemployment Benefits

Stacy Niwa, Administrator



# Alaska Workers' Compensation Board

## Reemployment Benefits Section

- Provides information about reemployment benefits
- Notifies employees of their reemployment benefits rights
- Processes requests for, and stipulations to, eligibility evaluations
- Makes eligibility determinations after review of rehabilitation specialist recommendations
- Processes and serves employee elections of reemployment benefits or job dislocation benefits
- Processes assignment of eligible employees to rehabilitation specialists for plan development
- Reviews reemployment benefits plans upon request



# Alaska Workers' Compensation Board

## 2024 By the Numbers

- 636 injured workers were referred for evaluations for eligibility for reemployment benefits.
- 1368 eligibility evaluation reports were reviewed.
- 244 suspension letters were issued.
- 626 eligibility determinations were made.
- 72 injured workers were found eligible for reemployment benefits.
- 35 injured workers elected to receive a job dislocation benefit.

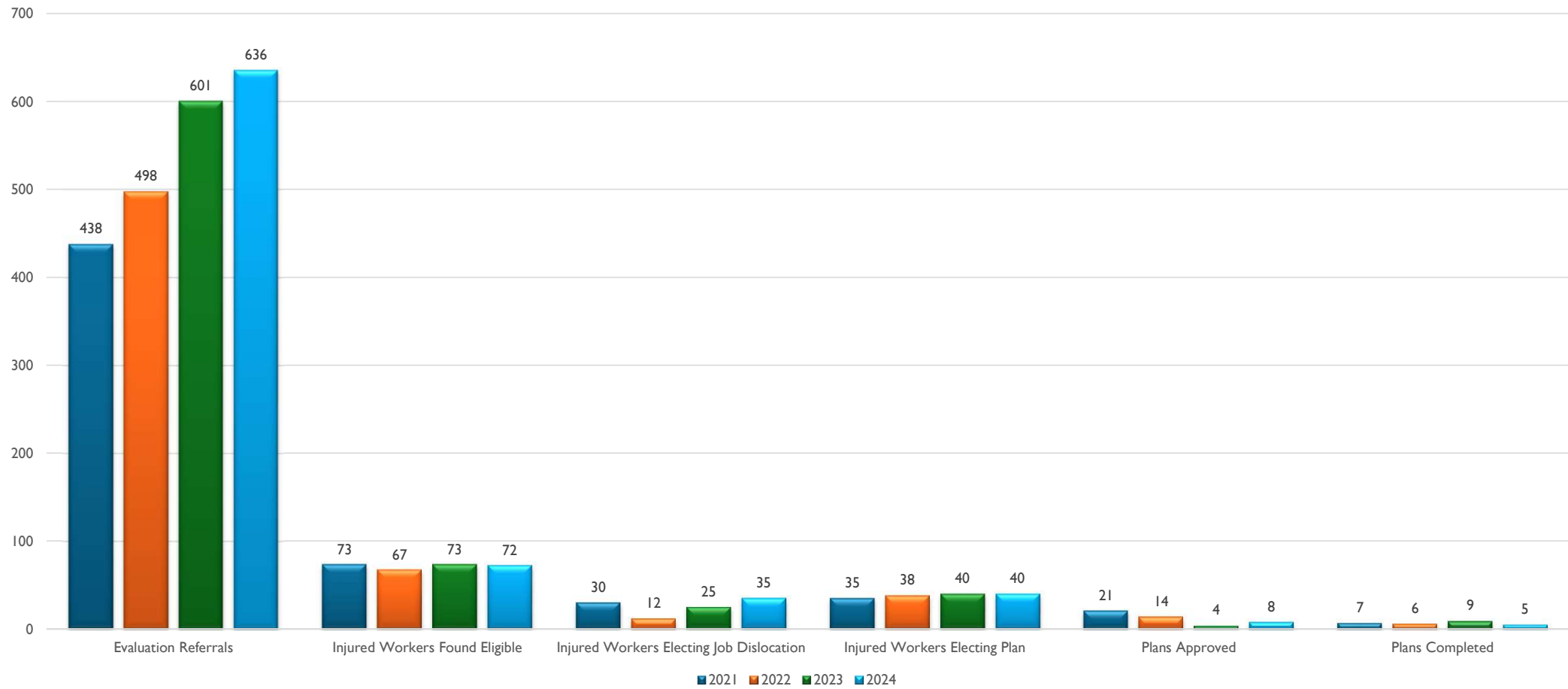


# Alaska Workers' Compensation Board

- 40 elected to pursue reemployment benefits.
- 27 reemployment plans were submitted.
- 8 plans were signed by all parties and moved forward as agreed upon plans.
- 1 plan review was completed.
- 9 informal rehabilitation conferences were held to assist the parties in moving forward with reemployment benefits.
- 5 injured workers completed reemployment plans - start dates of completed plans range from 10/04/2021 – 01/16/2023.



# Alaska Workers' Compensation Board



Catherine Muñoz Commissioner



# Alaska Workers' Compensation Board

## Reemployment Benefit Plans:

- 94 injured workers were in the plan process at some point during 2024.
- 36 injured workers were referred for plan development in 2024.
- 23 injured workers exited the process through a Compromise and Release after plan referral and before plan completion.
- 8 injured workers were in an approved plan at year end.
- 28 injured workers were in plan development, and 16 plans were pending approval at year end.
- 5 injured workers successfully completed plans with an average plan length of 24 months from plan approval to plan completion.



# Alaska Workers' Compensation Board

- 95 plans were stalled or exited for various reasons:
  - Pending approval by the parties
  - Medical suspension
  - Compromise and Release agreement
  - Non-participation of the injured worker
  - Change election to job dislocation benefit
  - Employee passed away
  - D&O or stipulation
  - Rehabilitation specialist unable to develop plan that meets stat/regs



# Alaska Workers' Compensation Board

## Outcomes for Workers Completing Plans

- The Reemployment Benefits Section attempted to contact 20 injured workers that had completed plans between 2022 and 2024.
- 14 injured workers responded.
- 11 injured workers had returned to the workforce.
- 3 injured workers reported they had not returned to work:
  - 1 - medically disabled
  - 1 - continuing education
  - 1 - retired



# Alaska Workers' Compensation Board

## Reemployment Benefit Costs

	2022	2023	2024
Evaluation Costs	\$1,394,704	\$1,646,132	\$1,745,174
Reemployment Specialist Plan Fees	\$581,264	\$615,758	\$684,179
Plan Costs	\$359,799	\$435,966	\$515,940
Wage Benefits (AS 23.30.041(k))	\$2,479,056	\$3,083,339	\$2,763,301
Job Dislocation Benefits (AS 23.30.041(g))	\$1,674,193	\$1,264,092	\$2,044,222
<b>TOTALS</b>	<b>\$6,489,016</b>	<b>\$7,045,287</b>	<b>\$7,752,817</b>
% Change	19.07%	8.22%	9.56%



# Alaska Workers' Compensation Board

## Impact of settlements on reemployment benefits in 2024:

- 131 injured workers exited the reemployment benefits process through Compromise and Release agreements during the reemployment benefits process.
- 30 injured workers had funds designated for reemployment benefits included in settlements approved in 2024, increasing reemployment benefit costs.
- 79 injured workers exited the reemployment process through a settlement after a determination of eligibility, significantly reducing the number of injured workers available for plan completion.



# Alaska Workers' Compensation Board

## Alaska Rehabilitation Specialist Performance - Reemployment Benefit Eligibility Evaluations:

- 13 Alaska Rehabilitation Specialists accepted 478 referrals for eligibility evaluations; 158 evaluations were referred to 35 specialists out of state.
- For Alaska Based Specialists:
  - 449 or 94% of the first reports were submitted within 60 days of the referral.
  - 264 or 58% of the evaluations were completed on the first report submission.
  - 210 reports did not meet statutory/regulatory requirements.
- Continued improvements in our process are being made to ensure work complies with statutory and regulatory requirements through suspension letters, discussions, plans of correction and disqualification from providing services under AS 23.30.041.



# Alaska Workers' Compensation Board

Rehabilitation Specialist	# of Referrals received	Average # days to 1 <sup>st</sup> report	% complete on 1 <sup>st</sup> report or w/o suspension letter	% of late 1 <sup>st</sup> reports	% of 1 <sup>st</sup> reports received in 60 days	# reports not meeting statute or regulation	Median # days to determination
J. Cranston	18	29	50%	11%	100%	35	76
K. Davis	27	37	70%	26%	100%	4	60
J. Doerner	49	32	88%	10%	100%	1	35
R. Hoover	48	29	69%	2%	100%	0	30
T. Hutto	47	32	77%	9%	98%	9	31
S. Krier	51	25	84%	0%	100%	12	30
D. LaBrosse	50	29	62%	4%	98%	96	66
N. Peterson	49	46	90%	24%	98%	10	61



Catherine Muñoz Commissioner



# Alaska Workers' Compensation Board

Rehabilitation Specialist	# of Referrals received	Average # days to 1 <sup>st</sup> report	% complete on 1 <sup>st</sup> report or w/o suspension letter	% of late 1 <sup>st</sup> reports	% of 1 <sup>st</sup> reports received in 60 days	# reports not meeting statute or regulation	Median # days to determination
C. Robbins	45	56	96%	33%	71%	1	45
F. Sakata	6	52	66%	33%	83%	4	47
J. Shipman	24	24	83%	0%	100%	0	27
N. Silta	37	29	46%	0%	100%	29	82
P. Vargas	23	48	91%	39%	74%	3	51



# Alaska Workers' Compensation Board

## QUESTIONS?



Catherine Muñoz Commissioner



# Alaska Workers' Compensation Board

## 2024 Annual Report

### Second Independent Medical Evaluations SIME

Carrie Craig, Workers' Compensation Officer I



# Alaska Workers' Compensation Board

- Panel Members:

- Adam Franklin, Employee Attorney
- Robert Bredesen, Employee Attorney
- Jeffrey Holloway, Employer Attorney
- Rebecca Holdiman Miller, Employer Attorney

- Division Support Staff:

- Janel Wright, Chief of Adjudications
- Alexis Hildebrand, Administrative Operations Manager
- Luma Diaz, Administrative Assistant II
- Carrie Craig, Workers' Compensation Officer I



# Alaska Workers' Compensation Board

## 2025 SIME Selection Panel Decisions per 8 AAC 45.092(b)(6):

### 2022 SIME Physicians NOT Re-Selected

- Lucas W. Campos, MD                      Anesthesiology & Pain Medicine                      Purab Viswanath, MD      Orthopedic Surgery
- Adam Brooks, MD                      Orthopedic Surgery                      Rachyll Dempsey, PsyD      Psychology & Neuropsychology
- Rina Jain, MD                      Orthopedic Surgery                      Jeffrey Brent, MD, PhD      Toxicology
- Ardalan Alen Nourian                      Orthopedic Surgery

### 2022 SIME Physicians Re-Selected.:

- Benjamin Simon, MD                      Internal Medicine – Cardiology                      Andrew Berman, MD      Otolaryngology
- Vincente R Bernabe, DO                      Orthopedic Surgery

### 2022 SIME Physicians Considered for Removal by a Majority Vote, per 8 AAC 45.092(b)(6)(A):

- None



# Alaska Workers' Compensation Board

## 2025 SIME Selection Panel Decisions per 8 AAC 45.092(b)(5):

### NEW SIME Physicians Selected by a Majority Vote:

- Dean Rider, MD Internal Medicine - Gastroenterology
- Ravinder Bajwa, MD Internal Medicine - Pulmonology
- Omar Tirmizi, MD Internal Medicine – Pulmonology
- Martina Ziegenbein, MD Internal Medicine - Rheumatology
- Khaled A. Anees, MD Neurology
- Yolanta Petrofsky, MD Occupational Medicine
- Andrew Calman, MD, PhD Ophthalmology
- Amy J. Jain, MD Ophthalmology
- John Shuster, MD Orthopedic Surgery
- Jason Phillips, MD Urology



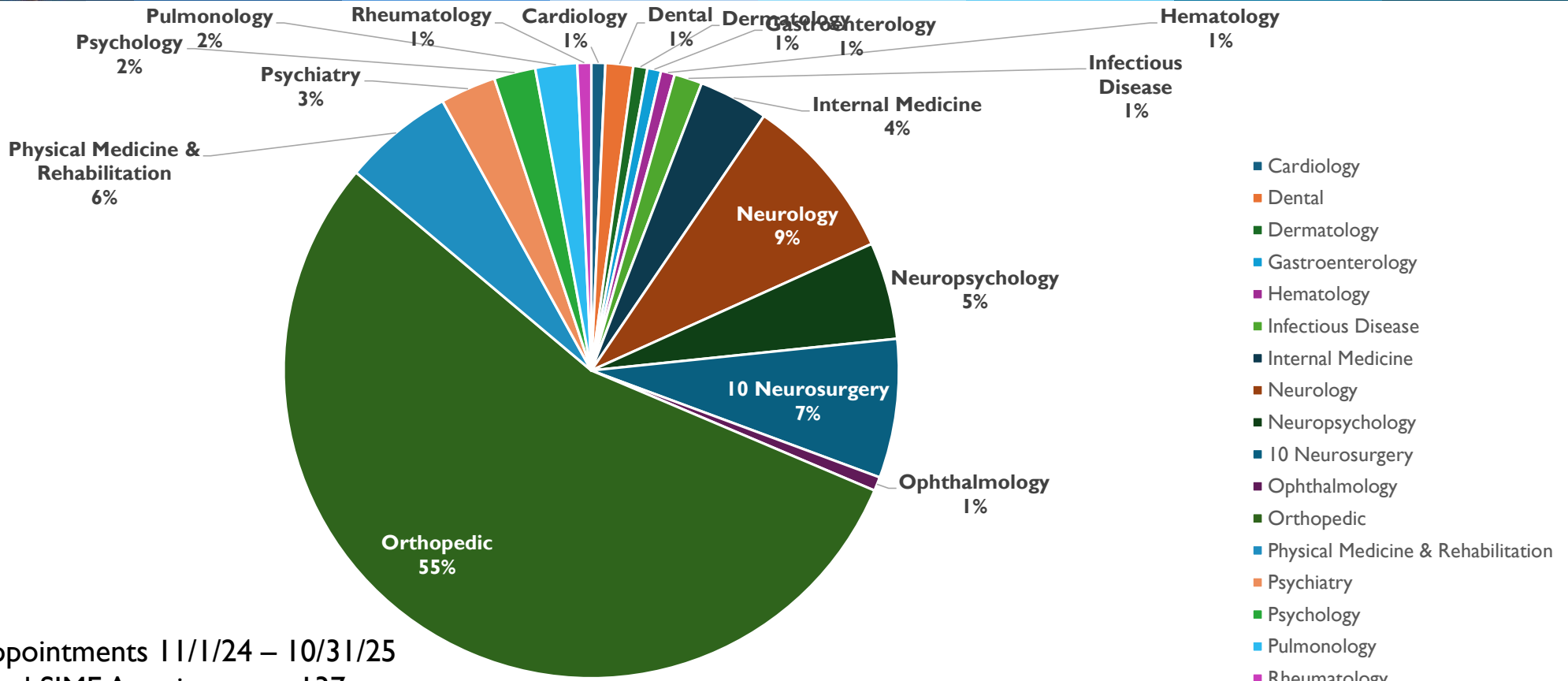
# Alaska Workers' Compensation Board

## 2025 SIME Physician Non-Renewals

The panel members did not suggest any SIME physicians be considered for removal by a majority vote.



# SIME Specialties



Appointments 11/1/24 – 10/31/25  
 Total SIME Appointments: 137

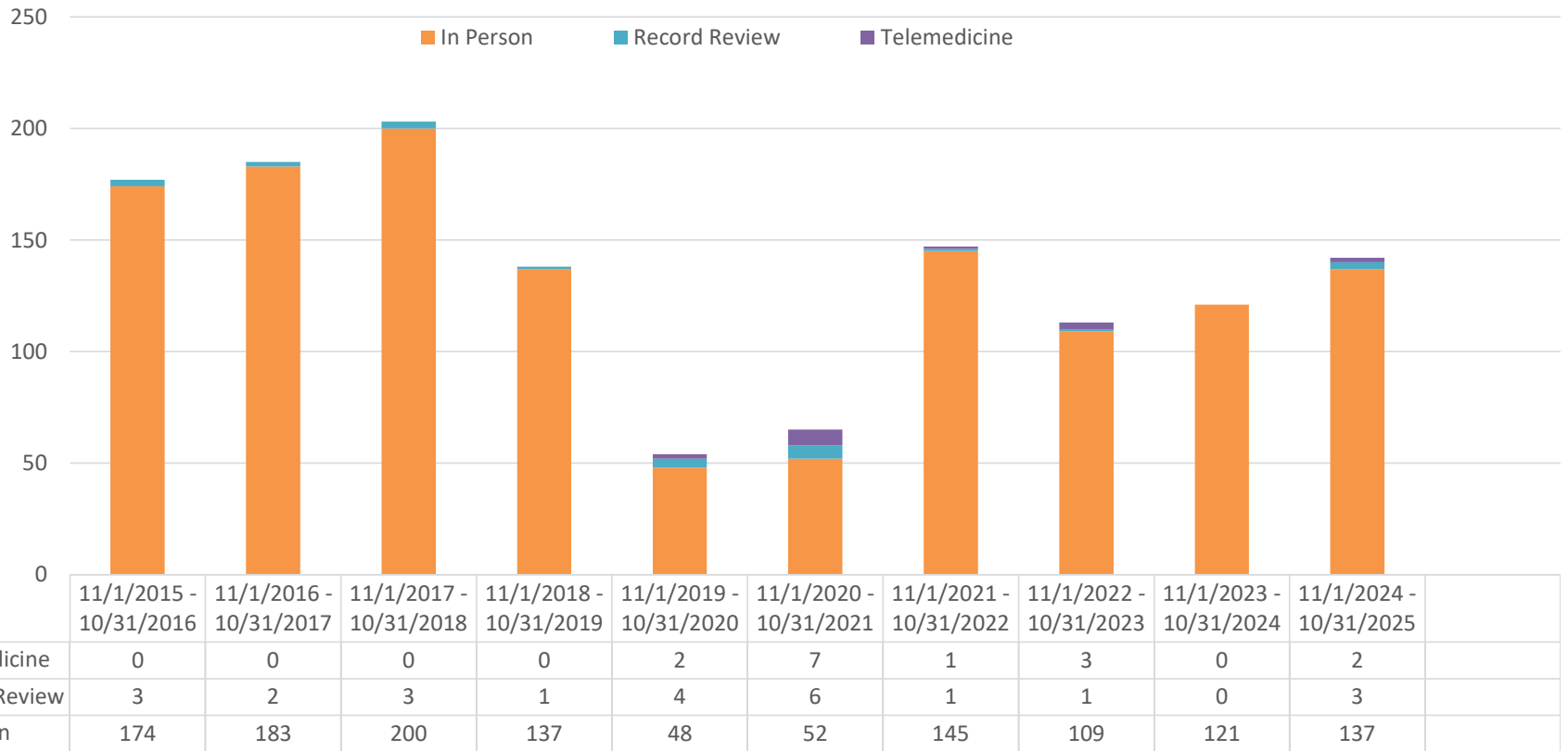


Catherine Muñoz Commissioner



# Alaska Workers' Compensation Board

## SIME Totals and Methods: 10 Year Comparison



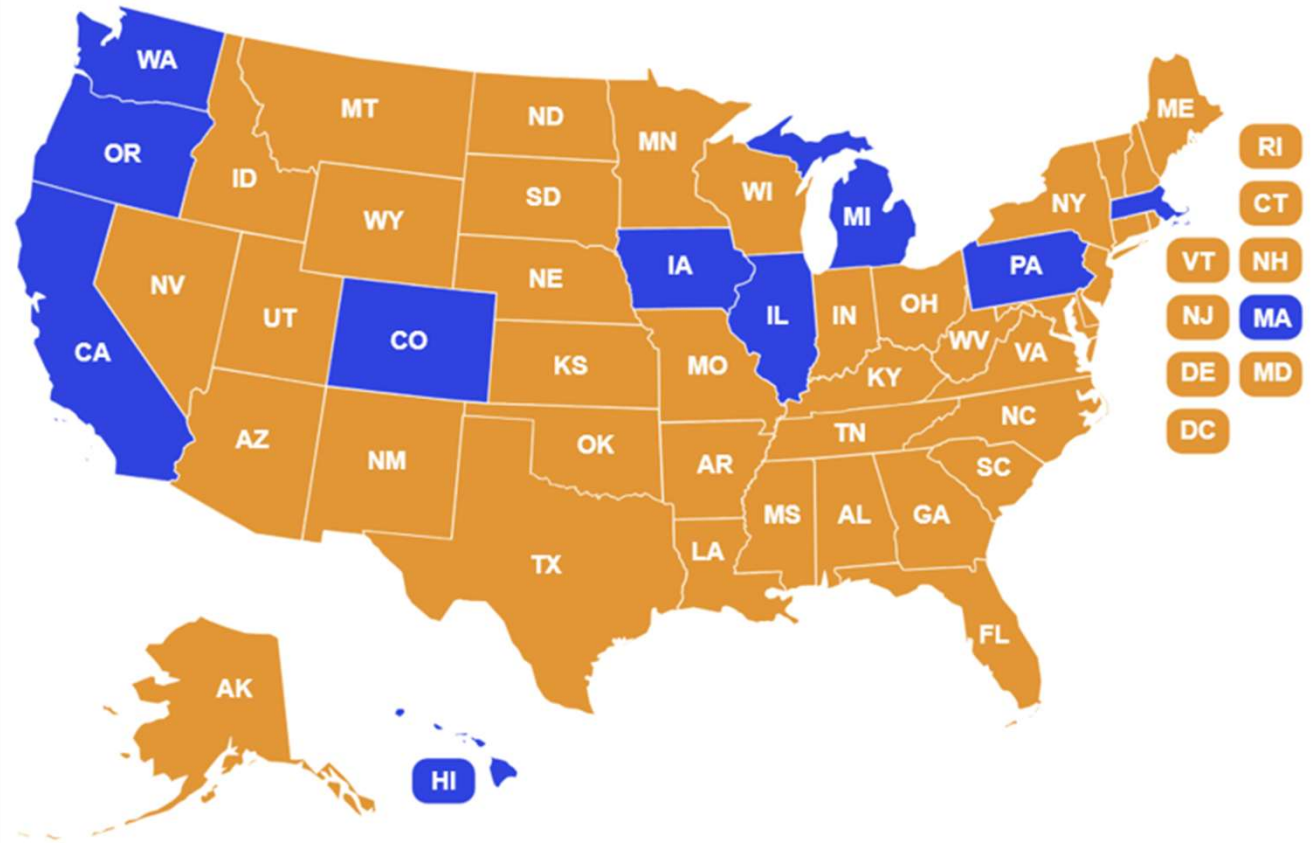


# Alaska Workers' Compensation Board

## SIME Locations 11/1/24 – 10/31/25:

<b>California:</b>	<b>55</b>
<b>Colorado:</b>	<b>2</b>
<b>Hawaii:</b>	<b>17</b>
<b>Illinois:</b>	<b>3</b>
<b>Iowa (off-list):</b>	<b>1</b>
<b>Massachusetts:</b>	<b>1</b>
<b>Michigan:</b>	<b>7</b>
<b>Oregon:</b>	<b>3</b>
<b>Pennsylvania:</b>	<b>4</b>
<b>Washington:</b>	<b>5</b>

SIME Trips Completed (and pending): 98





# Alaska Workers' Compensation Board

## QUESTIONS?



# Alaska Workers' Compensation Board

**Cathy Muñoz, Commissioner**

Email: [Commissioner.Labor@alaska.gov](mailto:Commissioner.Labor@alaska.gov)

Phone: (907) 465-2702

**Charles Collins, Director**

Email: [Charles.Collins@alaska.gov](mailto:Charles.Collins@alaska.gov)

Phone: (907) 465-6060

